

2025

CATALOG





Upcoming Events at CDL Save the date!



IN CANADA |
Bellechasse,
Quebec

OPEN HOUSE
Friday May 16 and
Saturday May 17, 2025

IN VERMONT |
St. Albans

OPEN HOUSE
Friday April 25 and
Saturday April 26, 2025

Take advantage of our
PROMOTIONS!

Come see our
NEW PRODUCTS!
Do not miss this event!

Festive atmosphere
guaranteed!



cdlinc.ca cdlusa.com



Dear Customers,

The 2025 season is already upon us! The release of our new catalog always marks a special time of year: a moment to reflect on memories from the previous season and to eagerly anticipate the next.

The year 2024 was marked by an exceptional sugaring season for a large majority of North American maple producers. This past year, CDL also took a significant step in extending its integration by acquiring a wonderful family-owned company in the Bas-St-Laurent region of Quebec: Prestige Maple Products Inc. This acquisition enables our company to become the only one in the industry fully integrated from tree to consumer. This unique positioning allows us to acquire the knowledge needed to continue advancing maple practices and technologies, contributing to the growth of our beloved industry.

In terms of equipment, the shift towards renewable energy, automation, and remote management remains very much relevant. The CDL equipment range stands out as the most technologically advanced to meet these trends; its reliability and ease of use ensure there is no compromise in maple syrup quality. With many maple producers among our employees, CDL benefits from hands-on field expertise, dedicated to designing technologies that truly meet the needs of the industry. Our attentiveness and close relationship with our clients enable us to develop and improve our products to continuously better meet their needs. We are committed to keeping you informed about every detail that could make a real difference for you in the long term.

In closing, our commitment to you is to continue offering an innovative product range at fair prices for all producers, along with comprehensive regional support services provided by our field experts. Quality, reliability, and respect for delivery timelines remain top priorities for the entire CDL team.

We wish each of you a bountiful 2025 sugaring season, filled with wonderful moments shared with your teams and families!

Happy reading!

CDL's Co-owners from left to right:

Marc-André Chabot,
Vice president of R&D

Vallier Chabot,
General manager of CDL

Martin Chabot,
General manager of CDL USA and head of international business development – CDL Sap Division

TABLE OF CONTENTS

4 | **FOREST**

23 | **TOOLS, SS AND PVC HARDWARE**

42 | **CDL INTELLIGENCE**

52 | **PUMPING STATION AND TANKS**

68 | **SUGARBUSH**

112 | **PROCESSING, PACKAGING AND MARKETING**

127 | **STORE CONTACTS AND SALES TEAM**

Signature SPOUTS

MINIMUM RESTRICTION

The 15° and 45° angles facilitates sap flow and prevents residues or unwanted bacterias from accumulating.

PERFECT SEAL

Resin conforms to the shape of the tap hole and adheres to the bark.

SPOUT LENGTH SUITS ALL BARK THICKNESSES

Thin wall maximizes sap flow while minimizing tree damage.

THE PERFECT CHOICE FOR YOUR SUGARBUSH

Signature SPOUTS WITH 15° ANGLE



1/4"



5/16"



Clear



Blue

1/4"

66015044

66015344

NEW!

5/16"

66015064

66015063

WITH 45° ANGLE



1/4"



5/16"



Clear



Blue



Smoke

1/4"

66045044

66045344

66045144

5/16"

66045064

66045063

66045069

Signature SPOUTS WITH 15° ANGLE AND BARBS



1/4"



5/16"



Clear



Blue

1/4"

66015424WB

66015624WB


NEW!

5/16"

66015064WB

66015063WB

WITH 45° ANGLE AND BARBS



1/4"



5/16"



Clear



Blue



Smoke

1/4"

66045424WB

66045524WB

66045624WB

5/16"

66045264WB

66045263WB

66045269WB

We recommend the use of the 1/4" drill bit for tapping with 1/4" Signature spouts and the 5/16" drill bit for tapping with 5/16" Signature spouts.

Please contact your CDL store or CDL online store for more information and prices.

cdlinc.ca | cdlusa.com



SMART^{2.0} Spouts

17/64" SPOUTS



**THE 15° ANGLE
GIVES A GOOD
CLEARANCE
BETWEEN
THE DROP
AND THE
TREE**



- > 15° ANGLE
- > 1ST MAXFLOW BARB FOR ABSOLUTE LEAKPROOF
- > THE 15° ANGLE ENSURES CLEARANCE BETWEEN THE DROP AND THE TREE, WHILE FACILITATING HAMMERING
- > THICKER WALL TO REDUCE DISTORSION

We recommend the use of the 17/64" drill bit for tapping.



ANTIBACTERIAL SPOUT

5/16" spout Zap-Bac Antibacterial
66090094

Contains silver nanoparticles, approved by FDA. On request only.
Also available in 3/16" on request only.



MAXFlow+

LONG LASTING 5/16" SPOUTS



The opening at the tip of the spout lets the sap flow into the spout more easily, optimizing your yield of your drawoff.



The 15° angle gives a good clearance between the drop and the tree



Blue
66015518



White
66015517




Black
66015516

MAXFlow MAXFLOW SPOUTS WITH BARBS



Blue
66090518



White
66090517



Black
66090516

5/16"

17/64"

66090513

66090515

66090514

Note : we recommend the use of a 19/64" drill bit for Maxflow 5/16" tapping.



WHITE SPOUTS, 7% BETTER PERFORMANCE



ACCORDING TO A STUDY FROM THE ACER CENTER

When comparing sap yield, the white Maxflow spout gave a **SAP VOLUME 7% HIGHER** than the black Maxflow spout.

CONCLUSION OF THE STUDY

In the studied sugarbush, white spouts gave a higher volume of sap compared to the black spouts.

This increase, recorded in the last part of the season, would be related to the color of the spout and its thermal absorption properties.

BETTER GRIP ON TUBING!



The line of **5/16" Maxflow fittings** was specifically designed and developed for maple producers wanting to operate **over 25 in-hg (high vacuum)**. These fittings enable a perfect seal with a vacuum level beyond 25 in-hg and offers the following advantages:

- > No parting lines on the first barb.
- > Precision moulding.
- > Eliminates micro-leaks caused by molding lines.
- > Better grip on the tubing.

T MAXFLOW



Compatible with all 5/16" spouts and caps 66030517 and 66030519

5/16" health T
660300099



For use with 66030515 and 660630514

5/16" T with pin
66301099



5/16" multi-function T
660300096



Compatible with all Maxflow, Maxflow + spouts and universal reducers 66030518

IDEAL TO SANITIZE WITH ISOPROPYL ALCOHOL

5/16" T with sanitizing cap
66302099



Compatible with all Signature, Smart 2.0 spouts and 1/2" reducers 66030512

5/16" Maxflow with multi stage pin
66304099



T 5/16" universal cap
66306099

MAXFLOW END OF LINE TEES



Compatible with all 5/16" spouts and caps 66030517 and 66030519

5/16" end of line health T
66306357



For use with 66030515 and 660630514

5/16" end of line T with pin
66305099



5/16" multifunction end T
66306358



Compatible with all Maxflow, Maxflow + spouts and universal reducers 66030518

IDEAL TO SANITIZE WITH ISOPROPYL ALCOHOL

5/16" end of line T with sanitizing cap
66304357



Compatible with all Signature, Smart 2.0 spouts and 1/2" reducers 66030512

5/16" multi stage Maxflow end line T
66305357



T 5/16" end of line universal cap
66307357

MAXFLOW END OF LINE ADAPTORS

- 

End of line adaptor 1/4" with cap
MAXFlow NEW! 66266357
- 

End of line adaptor Universal cap
MAXFlow 66268099
- 

5/16" end of line adaptor
MAXFlow 66265099
- 

End of line adaptor with cap
MAXFlow 66266099
- 

Maxflow multifunctional end of line adaptor
MAXFlow 66267099

END OF LINE ADAPTORS

- 

5/16" black Y 66014099
- 

5/16" sliding adaptor ETMAT316C
- 

5/16" sliding hook ETMAT316CH
- 

5/16" end of line hook 66279099

SAP LADDER FITTINGS

- 

5/16" 6-way star 66180
1/2" MIPT
- 

5/16" 3-way star 66183
1/2" MIPT


THE SOLUTION TO PREVENT MICRO-LEAKS


5/16" MAXFLOW CONNECTORS

- 

5/16" flat hook connector
MAXFlow 66303099

5/16" CONNECTORS

- 

Quick connector 6601209902
- 

Connector with loops 6601109902

DIVERS

- 

5/16" Rubber plug 6603509905
- 

Health spout pin 66012099
- 

End-line ring ERA1400
- 

Double forks 1/2" 66031099
- 

Double forks 3/4" 66032099
- 

Double forks 1" 66033099
- 

INS X INS X INS 3/4" 66074099
- 

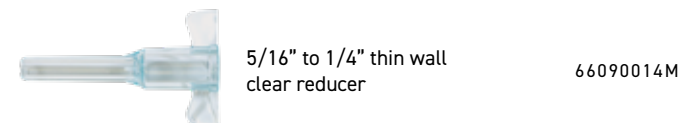
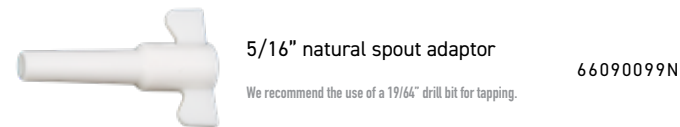
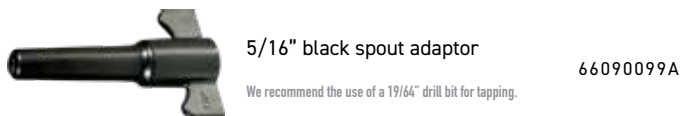
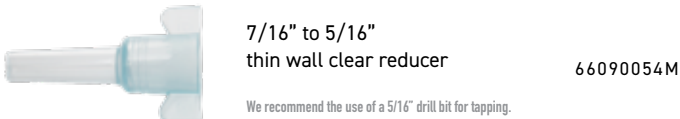
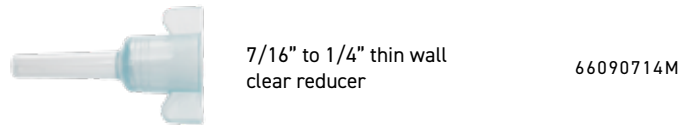
INS X INS X INS 1" 66075099
- 

1" x 1" x 3/4" 66066099
-

1-1/4" x 1-1/4" x 1" 66034098

REDUCERS AND ADAPTORS


VOLUME PRICING. OTHER COLORS AVAILABLE.
ON ORDER ONLY, MINIMUM QUANTITIES REQUIRED CALL US!



MAXSEAL MULTI-FITTINGS / FIXED HEAD

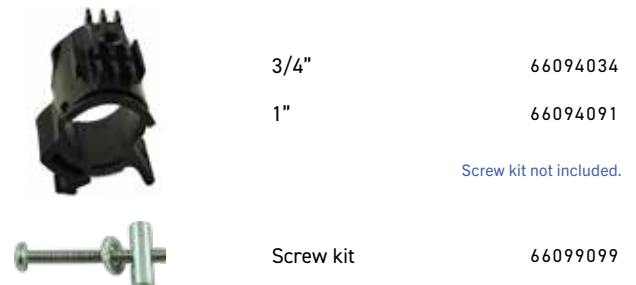


MULTI-FITTINGS / FIXED HEAD



MULTI-FITTINGS / PLUG

IDEAL TO REPAIR HOLES IN MAINLINES OR PLUG HOLES WHEN YOU CHANGE THE LOCATION OF A MULTI-FITTING.



CDL REDUCERS AND SPOUT ADAPTORS ALLOW YOU TO REUSE AND EXTEND THE LIFE OF YOUR LONG LASTING SPOUTS WHILE MAXIMIZING EFFICIENCY.





SANITIZING CAPS - PERFECT FOR SPOUT SANITIZATION



Clear cap tip insertion 66030515



1/4" Clear cap tip insertion 66030514



Clear sanitizing universal cap CDL200



Light green 5/16" end cap insert
This cap fits on 5/16" health Ts and allows you to hang 5/16" Signature or 5/16" or 17/64" Maxflow spouts to sanitize with isopropyl alcohol.

66030517



Clear blue 1/4" end cap insert
This cap fits on 5/16" health Ts and allows you to plug 1/4" Signature, Smart 2.0 or 17/64" Maxflow spouts.

66030519

*Pieces sold separately. Customer assembly required.



Universal Reducer Maxflow Cap

Fits all health "T", "T" caps or end of line adapters offered by CDL and even those from the competition!

The Universal Reducer MaxFlow Cap allows the insertion of our 5/16" or 1/4" Signature spout. It can also fit any of the spouts from the CDL product line, whether it is 5/16", 1/4" or 17/64".

This product was designed with a malleable material to have very good retention and be tight under high vacuum.

It gives the opportunity to customers using permanent spouts to make the transition to the Signature spout without changing the entire drop.

66030518

SCAN TO SEE THE VIDEO

bit.ly/cdlvideos



1/4" REDUCER FOR 5/16" T CAP

TRANSFORMS YOUR HEALTH T AND MAKES IT COMPATIBLE WITH ALL TYPES OF SPOUTS.



Inserts onto a T cap (short) or an end of line adapter cap.

Designed with a malleable material to have very good retention and be waterproof at high vacuum. Allows customers who have short T caps to insert a 1/4" Signature, 17/64" Smart 2.0 or 17/64" Maxflow spout without changing the entire drop.

66030512









BUCKET SPOUTS

	5/16" bucket spout Blue	660552
	7/16" white bucket spout	66055000A1
	7/16" bucket spout Stainless steel	660555
	7/16" Spout without hook Aluminum	660557
	5/16" Spout without hook Aluminum	660555

BUCKETS

	2-gallon grey plastic bucket	663054
	2-gallon green plastic bucket	663052
	3-gallon green plastic bucket	663051
	2-gallon blue plastic bucket	663050
	3-gallon blue plastic bucket	663053

COVERS AND ACCESSORIES

	Galvanized cover for 2-gallon bucket	66660
	Green plastic cover for 2-gallon bucket	663058
	Blue plastic cover for 2-gallon bucket	663059
	Green plastic cover for 3-gallon bucket	663057
	Blue plastic cover for 3-gallon bucket	663055
	Wire for galvanized cover (25/Pkg)	LIDWIR
	Galvanized bag holder	69BUCKET0102
	Blue sap bag	663032



TAPPING STARTER KIT - 15 TAPS



- Includes:**
- 1 short tapping bit 5/16"
 - 15 bucket spouts 5/16"
 - 15 plastic buckets (2 gallon)
 - 15 galvanized bucket covers
 - 1 CDL aluminum tapping hammer
 - 1 aluminum spout remover (15")
- 6600800

3/16" SEMI-RIGID

CDL GRAVITY TUBING

Ideal for sugarbushes **without electricity** and maple producers who do not want to use a mechanical system for vacuum.

	LENGTH	PRODUCT CODE	WARRANTY
Blue	500'	431610021	8 year
	1 000'	431608221	8 year
Green	500'	431608025	8 year
	1 000'	431608225	8 year

PRACTICAL TIPS FOR SETTING UP 3/16" GRAVITY TUBING!

- Minimum 3-5% slope
- The steeper the slope, the better the vacuum
- The weight of the water column in the 3/16" line creates the vacuum
- The system must be 100% airtight
- Keep lines as straight as possible
- Approximately 25 taps per 3/16" line
- Material cost is about \$5 per tap
- 3/16" tubing is not compatible with a vacuum pump setup!

For more details, watch our video!

SCAN TO SEE THE VIDEO

bit.ly/cdlvideos





3/16" FITTINGS



3/16" clear spout

Signature

66045316

We recommend the use of a 5/16" drill bit for tapping



3/16" white spout with barbs

MAXFlow

66090316

We recommend the use of a 19/64" drill bit for tapping



3/16" end of line hook

66279357



3/16" flat hook connector

66303357



5/16"- 3/16" flat hook connector

66303356



3/16"- 3/16"- 5/16" health T drop line

66030355



3/16" health T

66030357



3/16" health T end of line

66030358



5-16"- 5/16"- 3/16" health T drop line

66030356

3/16" PLIERS



3/16" compact insertion tool with 4WR vise-grip and lateral knife

6623157



Mini 3/16" installation pliers with adjustable automatic pressure and cutter

6623156



Mini 3/16" installation pliers with adjustment screw

66515

3/16" SPINSEAL FITTINGS



3/16" BLUE SpinSeal Fitting

66091041



3/16" BLACK SpinSeal Fitting

66091049



9/64" CDL drill bit for 3/16" SpinSeal Fittings

66964

MAXSEAL MULTI-FITTINGS / FIXED HEAD



Maxseal single gasket

66091C

Screw kit not included



Screw Kit

66099099

BEST PRICE/QUALITY RATIO IN THE INDUSTRY!

FLEX

- > FLEX
- > Flexible at all temperatures
- > Resists falling trees
- > The best translucency
- > Excellent elastic memory
- > Maximum leakproofness

VISION

- > FLEX / SEMI-RIGID
- > Ideal for straight and long laterals
- > Good translucency
- > Good elastic memory
- > Keep its properties over the years

BLUE

DARK BLUE

	RIGIDITY	CODE	WARRANTY
5/16" CDL Flex	Flex	451610001	10 year
5/16" CDL Flex	Flex	451615001*	15 year
5/16" CDL Vision	Flex / Semi-rigid	451610021	10 year
5/16" CDL 50	Semi-rigid	451610031*	10 year
5/16" CDL MAX	Semi-rigid / Rigid	451605011	

* Special order only.

	RIGIDITY	CODE	WARRANTY
5/16" CDL Flex	Flex	451610007*	10 year
5/16" CDL Flex	Flex	451615007	15 year
5/16" CDL Vision	Flex / Semi-rigid	451610027*	10 year
5/16" CDL Vision	Flex / Semi-rigid	451615027*	15 year

* Special order only.



NOT IN STOCK IN THE USA
UPON REQUEST ONLY

MAX

- > **SEMI-RIGID / RIGID**
- > Less curvature and better hold in low density sugarbushes
- > Ideal for installations where the distance between maple trees is very large
- > The least expensive of the 5/16 CDL tubing line
- > Interesting quality vs price ratio

50

- > **SEMI-RIGID**
- > A good compromise of flexibility and rigidity between the VISION and the MAX

PRECUT DROPS

- > 10 year warranty
- > Completely clear for an optimal visibility.
- > Unique plastic recipe with UV stabilizers
- > Packaged in bundles of 100 units.

36" 6600100036

40" 6600100040

GREEN



SHADOW GREY



	RIGIDITY	CODE	WARRANTY
5/16" CDL Flex	Flex	451610005	10 year
5/16" CDL Flex	Flex	451615005	15 year
5/16" CDL Vision	Flex / Semi-rigid	451610025	10 year
5/16" CDL MAX	Flex / Semi-rigid	451605015	

	RIGIDITY	CODE	WARRANTY
5/16" CDL Flex	Flex	451610006*	10 year
5/16" CDL Flex	Flex	451615006	15 year
5/16" CDL Flex	Semi-rigid	451615002	10 year

* Special order only.



NOT IN STOCK IN THE USA
UPON REQUEST ONLY



SpinSeal

- > 100 PSI
- > Thicker and more flexible
- > Remains flexible even in cold weather

HD (HIGH DENSITY)


- > 100 PSI
- > Superior quality high density resin
- > More rigid than the low density | Light tubing

Products manufactured by  **CDL**
Choose CDL's quality!

10-YEAR WARRANTY!



BLACK



GREY

* Special order only.



BLUE



GREEN

	BLACK		GREY		BLUE		GREEN		
	SpinSeal	HD	SpinSeal	HD	SpinSeal	HD	SpinSeal	HD	
3/4"	500'	403410069S	403410069	-	-	403410061S	403410061	-	403410065*
	1 000'	-	403410269*	-	-	-	403410261	-	403410265*
	2 500' spool	403410169S*	403410169*	-	-	403410161S*	403410161*	-	403410165*
1"	500'	410010069S	410010069	-	-	410010061S	410010061	410010065S	410010065
	1 000'	410010269S	410010269	-	-	410010261S	410010261	410010265S	410010265
	2 000' spool	410010769S	410010769	410010732S*	-	410010761S	410010761	410010765S	410010765
1 1/2"	500'	411410069S	411410069	-	-	411410061S	411410061	-	411410065
	1 000'	-	411410269*	-	-	-	411410261*	-	411410265*
	1 000' spool	411410169S	-	411410132S	NEW!	411410161S	-	-	-
1 1/2"	500'	411210069S	411210069	-	-	411210061S	411210061	-	411210065
	900' spool	411210169S	-	411210132S	NEW!	411210161S	-	-	-

* Special order only.

Our commitment

When producing CDL tubing and mainline, we do supervised quality checks to guarantee you the best product on the market.



TUBING FOR SIDE TYING

1/2" 500'
Black
401210049

CDL PRE-LASHED MAINLINE

Factory pre-lashed with superior stainless steel wire. Save time with a 1-step installation!

Aluminum alloy main wire

Stainless steel support wire

SCAN TO SEE THE VIDEO
bit.ly/cdlvideos




Products manufactured by  **CDL**
Choose CDL's quality!

10-YEAR WARRANTY!



BLACK



GREY

* Special order only.



BLUE



GREEN

SpinSeal HD

SpinSeal HD

SpinSeal HD

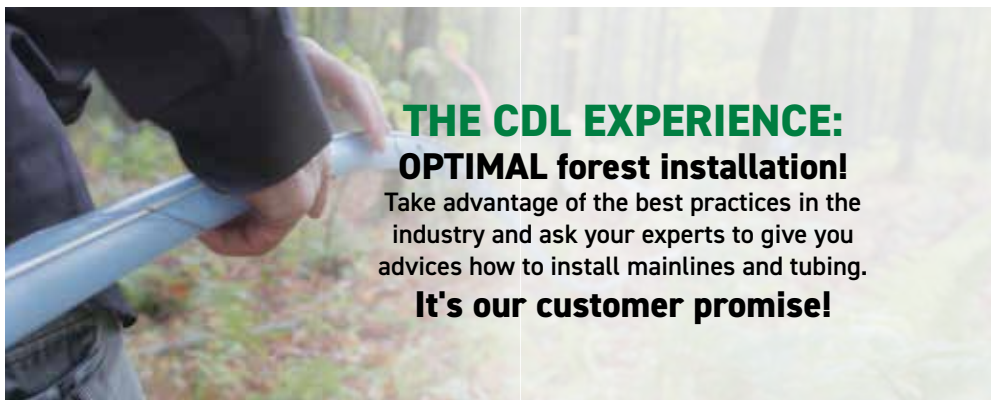
SpinSeal HD

3/4" 2 500' spool (PRE-LASHED)	403410169SL* 403410169L*	- -	403410161SL* 403410161L*	- 403410165L*
1" 2 000' spool (PRE-LASHED)	410010769SL 410010769L	410010732SL*	410010761SL 410010761L	410010765SL 410010765L
1 1/4" 1 000' spool (PRE-LASHED)	411410169SL -	411410132SL NEW!	411410161SL -	- -
1 1/2" 900' spool (PRE-LASHED)	411210169SL -	411210132SL NEW!	411210161SL -	- -

* Special order only.

ADVANTAGES OF THE PRE-LASHED AND SPINSEAL COMBO

- > The Professional's choice
- > Potential savings of \$0.75 (CAD) per tap, in labor and material
- > Best value for the money of any mainline systems in the industry
- > Resistant and very reliable system over time
- > The most durable system that requires the least maintenance over time
- > Try it and adopt it!



THE CDL EXPERIENCE:

OPTIMAL forest installation!

Take advantage of the best practices in the industry and ask your experts to give you advices how to install mainlines and tubing.

It's our customer promise!

SpinSeal™

TECHNOLOGY

CDL EXCLUSIVE

Save from \$1.80 to \$3.45 (CAD) per lateral line compared to all other systems in the industry.

THE SPINSEAL TECHNOLOGY

THE CDL WAY TO SAVE TIME AND MONEY.

Based on an average of 250 fusions per day, your SpinSeal™ System will pay for itself in just two weeks.



THE ONLY CONNECTOR THAT PROVIDES A PERFECT SEAL FOR THE ENTIRE LIFE OF THE MAINLINE



DEWALT
A SURE VALUE!

SpinSeal welder
Includes: 1 battery, 1 charger and carrying case. 730100



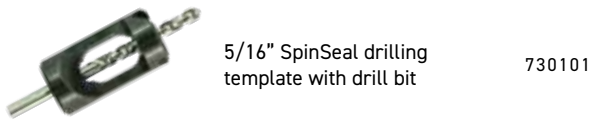
- | | | |
|----------|------------------------------|----------|
| A | 5/16" BLUE SpinSeal Fitting | 66091061 |
| B | 5/16" BLACK SpinSeal Fitting | 66091069 |
| C | 5/16" GREEN SpinSeal Fitting | 66091065 |
| D | 5/16" GREY SpinSeal Plug | 66091059 |

Made for:
 > Repair hole(s), caused by animals on CDL HD, Spinseal, Fusion or Rapitube tubing;
 > Plug old 5/16" multi-fitting holes and allow conversion to Spinseal system on CDL HD, Spinseal, Fusion or Rapitube Pipe;
 > Plug Spinseal holes that are not used anymore.

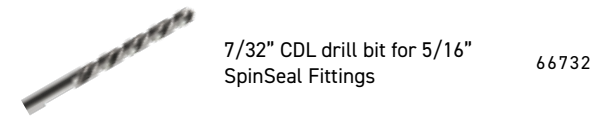
Warning: SpinSeal technology was developed for use on pipe manufactured and distributed by CDL. The use of these technology on pipes manufactured and distributed by other companies can be very risky and won't be covered by the warranty.



SpinSeal tool 1" mainline insert. Can be used with a compact fitting tool. Facilitates the installation of the 5/16" tubing on your spinseal fitting. 730115



5/16" SpinSeal drilling template with drill bit 730101



7/32" CDL drill bit for 5/16" SpinSeal Fittings 66732

VERSAPROFILES



TITAN SPOOL

AERIAL/IN-GROUND HDPE TUBING

FUSION mainline is suitable for all installation methods.


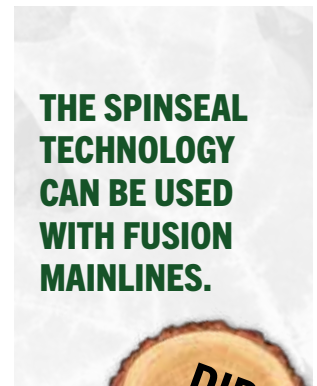
- PVC Insertion fittings / Clamps
- Stainless steel Insertion fittings / Clamps
- Electrofusion fittings
- End to end fusion

145 PSI

THE REFERENCE FOR YEARS IN THE MAPLE INDUSTRY IN TERMS OF UNDERGROUND PIPE BURIAL

	LENGTH	BLACK	BLUE	GREEN
1"	500'	670020990500	670022720500	-
1"	1 500' spool	670020991500	670022721500	-
1-1/4"	500'	670030990500	670032720500	-
1-1/2"	500'	661222920500	661222720500	-
1-1/2"	2 500' spool	661222922500	661222722500	-
2"	500'	66230292	66230272	66230375*
2"	2 500' spool	662302922500	662302722500	662303752500*
3"	50' rod	66334292	66334272	-
3"	500'	663340990500	663342720500	-
4"	50' rod	663440990050*	663432720050*	-

* Special order only.



BURIED



END TO END FUSION



END TO END FUSION ADVANTAGES

- > The least expensive
- > Very resistant and durable
- > Ideal for buried pipe systems
- > Does not require any fittings

WIRELESS MAINLINE TUBING

RAPITUBE V2™

TRANSLUCENT BLUE

1"	500'	6600827250RT
1"	3 000' spool	6600827227RT

RAPI-FIX TENSION STRAPPING

Black	200'	66300099
-------	------	----------



**FLEXIBLE
QUICKER TO INSTALL
100 PSI**

SCAN TO SEE THE VIDEO

bit.ly/cdlvideos



Fusion and Rapitube mainlines are manufactured exclusively for





ELECTROFUSION

HIGH TECHNOLOGY FITTINGS

ELECTRO SADDLES



1-1/4" x 1"	66130125X100
1-1/2" x 1"	66130115X100
1-1/2" x 1-1/2"	66130115X150
2" x 1"	6613012X100
2" x 1-1/4"	6613012X12500
2" x 1-1/2"	6613012X150
3" x 1"	6613013X100
3" x 1-1/4"	6613013X12500
3" x 1-1/2"	6613013X1500
3" x 2"	6613013X200

ELECTRO COUPLINGS



1"	661303100
1-1/4"	66130312500
1-1/2"	6613031500
2"	661303200
3"	661303300
4"	661303400

ELECTRO T



1" x 1" x 1"	6613041X1X100
1½" x 1½" x 1½"	661301150
2" x 2" x 2"	661301200

A LEAK FREE SOLUTION.

FUSION SYSTEM FOR AERIAL OR BURIED TUBING

- > Ultra quick installation of connectors.
- > Installation of connectors without cutting the tubing.

ELECTRO REDUCERS



2" x 1-1/2"	6613022X1500
3" x 2"	6613023X200

PURCHASE OR LEASE

Ask your CDL sales representative about purchasing or leasing a welder.

For rent	10601LOC
Purchase	10502



CHOOSE THE CDL PRE-LASHED MAINLINE

Factory pre-lashed with superior stainless steel wire.

Save time with a 1-step installation!



WIRE TIES

5" | 1 000/pkg for 3/8" tubing

6" | 1 000/pkg for 1" tubing

7" | 1 000/pkg for 1 1/2" tubing

8" | 1 000/pkg for 1 3/4" tubing

10" | 1 000/pkg for 2" tubing

12" | 2 500/pkg

14" | 2 500/pkg for 3" tubing

18" | 1 000/pkg for 3" tubing

REGULAR (18 GA)

660851

660861

660871

660881

660811

66400112

66096

-

HEAVY DUTY (16 GA)

66085116

66086116

66087116

66088116

660810116

6640011216

6609616

66423

TENSION GRIP



REGULAR

3/4" 663098 1" 663099

1-1/4" 663097 1-1/2" 663096

2" 663095 3" 663089

WIRE AND ACCESSORIES

GALVANIZED



#9	50 lb	66040
#12	50 lb	66049
#14	50 lb	66051

HAUTE TENSION

#12,5	50 lb	ETBR012.5HT
.134 high carbone	50 lb	66054
.134 high carbone	100 lb	660541
Hydro aluminum #10	± 1 500 lb/stool	660301
Hydro aluminum #12	± 1 200 lb/stool	660302

LASHING WIRE



Stainless steel 1 200' 660660



Medium gripple 10-14 GA 665503

Large gripple 7,5-10 GA 665505

Jumbo gripple 10-12,5 GA 665511



Repair wire #9 (orange) 662000

Repair wire #10 (black) 662001

Repair wire 3/16" 662003

Repair wire for 1/4" cable 662004



Steel cable 1/8" 60042

Steel cable 3/16" 60045

Steel cable 1/4" 60043



3/8" hook tensioning screw 667073



Galvanised steel ratchet ETMRAT01



Ratchet handle for wire ETMRAT02

Screw eye bolt 1/2" x 5-1/4" x 1" zinc 664160



12,5 GA wire link WL12LINK

CDL EXPERTISE: WE CAN MANAGE YOUR MAPLE SYRUP PROJECTS FROM A TO Z.

**DID YOU KNOW THAT
CDL'S TEAM IS HERE TO MEET
ALL OF YOUR NEEDS?**

**HERE IS THE LIST OF SERVICES
WE OFFER. ASK YOUR STORE
OR YOUR CDL REPRESENTATIVE!**



> **Project evaluation**

Have your project fully assessed by our experts, who have access to a large inventory in real time. Whether you are beginners or experienced, you will be accompanied by our experts according to your needs.

> **Maple syrup and technical advice**

Take advantage of the advice of our experts to calculate the pipe sizing and discharge calculation.

> **GPS mapping**

Optimize the strategic positioning and planning of your equipment using GPS technology.

> **Installation of mainlines and tubing**

Take advantage of the industry's best practices and ask our experts to install your mainlines and tubing in your forest.

> **Equipment rental**

Rent an Electrofusion welder or a SpinSeal welder for your one-time installation needs. Verify with your CDL branch to find out if other equipment is available for rental in your region.

> **Assembly of drop lines**

Make your life easier with our drop line assembly service! Available in every CDL store.

> **Implementation of the CDL Intelligence**

Get advice from our experts on our Maple Sugaring Management System. Our team will assess your needs and guide you step by step on its installation in your sugarbush.

> **Turnkey installation of equipment**

When making your purchase, ask our experts to deliver and do a complete installation of your CDL equipment directly to your sugarhouse.

> **Repair at the sugarhouse**

Start maintaining your equipment before the start of the sugar season! Our team will come to your sugarhouse to repair your electrical, welding, plumbing, start-up and burner adjustment problems, for any brands.

> **Modification of equipment**

Request custom adjustments if you have specific needs.

> **24/7 assistance during the sugaring season**

During the sugaring season, our team is available 24 hours a day, 7 days a week to respond to your emergencies.





Branon Systems, LLC

PRECISION TAPPER

PROFITABILITY STARTS FROM TREES!

PREVENT

- ✓ Damaged drill bits
- ✓ Inconsistency
- ✓ Oval holes
- ✓ Holes tapped too deep

GET RID OF

- ✓ Vacuum loss
- ✓ Production loss
- ✓ High labor cost
- ✓ Unhealthy trees

SCAN TO SEE THE VIDEO

bit.ly/cdlvideos



PERFECT TAP, PERFECTLY AIRTIGHT.



PERFECT ANGLE AND TAP HOLE DEPTH



EXCLUSIVE



Precision Tapper™ kit

Includes: 1 drill, 2 batteries, 1 carrying bag and 1 precision template.

663970

*Tapping bit adaptor not included.



Precision Tapper™ adaptor

Installation included on your drill.

663971

*Drill bit not included.



Drill bits adaptors

	(1/2"-20 UNF)	(9/16"-18 UNF)
1/4"	6639714	6639714-1
19/64"	6639964	6639964-1
5/16"	6639716	6639716-1

Please contact your CDL store or CDL online store for more information and prices.



cdlinc.com | cdlusa.com



PRUNO TOOLS FOR TUBING



Repair pliers with automatic tension and tubing stretcher 6623160



Mini 3/16" installation pliers with adjustable automatic pressure and cutter 6623156



Mini 3/16" installation pliers with adjustment screw 66515



5/16" installation pliers with adjustment screw 6623158



Repair pliers with adjustment screw with knife and tubing stretcher 66501



Deluxe double automatic tubing tool with cutter and tubing stretcher 662153

PRUNO WIRE GRIPPER



Spring loaded wire gripper 667068

PRUNO TOOLS FOR SPOUTS AND TUBING



Designed to easily install the 5/16" on SpinSeals or any other straight fittings 6623161



Blade for 5/16" tubing remover pliers 66500



5/16" compact insertion tool with lateral knife and tubing stretcher 66559



5/16" compact insertion tool with lateral knife 66558



Blade for compact insertion tool 665579



5/16" compact insertion tool with 4WR vise-grip and lateral knife 66557



5/16" tubing butt remover without blade 664954



3/16" compact insertion tool with 4WR vise-grip and lateral knife 6623157



5/16" compact insertion tool 30° to 115° with cutter
Ideal to install Signature spouts and every other CDL spouts 664958



5/16" compact insertion tool 30° to 115°
Ideal to install signature spouts and every other CDL spouts 664959

PRUNO SUPPORT HOOKS



Kit with 2 aluminum hooks for mainline level 66902


*Level not included

PRUNO PUNCHES

	5/16" mainline punch	66185
	31/64" mainline punch	661851
	5/16" drill bit and handle	66185P
	31/64" drill bit and handle	661851P

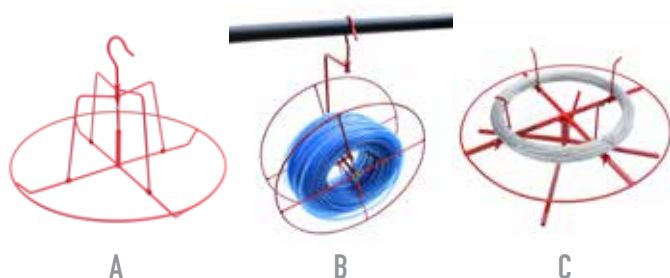
* Product available in limited quantity.

PRUNO FLOW STOPPER TOOL

	Flow stopper tool with adjustment screw	66499
--	---	-------


PRUNO TUBING WINDERS

- Swivel hook
- Lightweight, adjustable and foldable (for shipping and storage)



A	Horizontal for 3/16" and 5/16" tubing	660411
B	Vertical for 3/16" and 5/16" tubing	660410
C	Wire winder	66041

PRUNO MAINLINE DOUBLE FORK PLIERS

	1" and 3/4"	662191
	1-1/2" and 1"	66219
	1-1/4" and 1"	662194
	1-1/2" and 1-1/4"	662195
	2" and 1-1/2"	662192
	3"	662193
	3/4" to 2" Kit	662196



THE FIRST CHOICE OF WOODSMEN!



 **MARKING WILL LAST 1-2 YEARS**

FEATURES

- > ENVIRONMENTALLY FRIENDLY
- > Marking will last 1-2 years depending on supports and application conditions
- > Temperature range : 5 °F to 122 °F
- > Excellent adherence
- > High covering power



Orange Fluor Marker	661174
Yellow Standard Marker	661172
Red Standard Marker	661177
Blue Standard Marker	661179

WIRE TOOLS



CDL wire bender
650 kg 667079



Permanent wire gripper
for path crossing 667066



Crimping tool 665701



High tension wire cutter
Cuts high carbon wire easily 73069



"Contractor" pliers for gripple
installation 665504



Light clamp for gripple 665522



Manual wire twister 66090



Automatic wire twister 66091

TOOLS FOR PRE-LASHED MAINLINES INSTALLATION



Pre-lashed mainline
retention hook 660604



Wire puller for
pre-lashed mainline 660605

TOOLS FOR TUBING



30" Drop line cutter 668086



36" Drop line cutter 668089



40" Drop line cutter 668088

REEL



Pruno
mainline reel
on wheels 6623155





**PREMIUM QUALITY
4-SEASON TAPE**



- High Quality durable marking tape with great durability
- Designed to withstand the 4 seasons: sun, rain, wind and cold
- Specialized for sugaring and forestry industries
- Fluorescent color increases visibility in the forest:

Orange	661015
Pink	661016
Yellow	661018
Blue	661017



Sighting hand level 666566



The Forestry Pro II laser rangefinder/hypsometer
Accurate distance measurer with improved capability and accuracy. Faster response time. New function to store up to 250 results. Compact ergonomics and ease of use. 6606420

PLIERS FOR SPOUTS AND TUBING



3/16" Compact insertion pliers
Icebreaking jaws 73067



Compact insertion pliers
Icebreaking jaws 73062



Aluminium binder 30" 68044



3/4" to 1-1/2" tubing cutters 63001



5/16" nut driver 660911

An even larger selection!
Many other models in store to answer all your needs and budget, check it out!



3/16" tension hooks 669103



5/16" tension hooks 669104



Repair pliers for 3/16" tubing ETPTR0316C



FISKAR pliers 63FISK

Makes forest repairs much easier by keeping the 5/16" (or 3/16") line handy when cutting.

CDL DRILL BITS - HIGH PERFORMANCE



- > High precision sharpening
- > Developed to maximize cutting accuracy in frozen and semi-frozen wood
- > No cutting burr
- > Developed for maximum performance in sugar maple and red maple trees

17/64" drill bit	66252
19/64" drill bit	66259
1/4" drill bit	662414
5/16" drill bit	662516
<hr/>	
19/64" long drill bit <small>Ideal for Precision Tapper</small>	662542
1/4" long drill bit <small>Ideal for Precision Tapper</small>	662415
5/16" long drill bit <small>Ideal for Precision Tapper</small>	662540

CDL'S DRILL BITS ARE SOLD IN A PROTECTIVE CASE TO ENSURE A PERFECT EDGE!

WORK APRONS



- A Work apron 66932
- B CDL work apron 66934

DRILL BIT



7/16" drill bit 66257

BOLDUC DRILL BITS



15/64" Bolduc drill bit	662535C
1/4" Bolduc drill bit	662537C
17/64" Bolduc drill bit	662539C
9/32" Bolduc drill bit	662536C
19/64" Bolduc drill bit	662544C
5/16" Bolduc drill bit	662543C
<hr/>	
15/64" Bolduc long drill bit	662535
1/4" Bolduc long drill bit	662537
17/64" Bolduc long drill bit	662539
9/32" Bolduc long drill bit	662536
19/64" Bolduc long drill bit	662544
5/16" Bolduc long drill bit	662543
7/16" Bolduc long drill bit	662534

TAPPING ACCESSORIES



CDL tapping hammer
Aluminum handle 73064



2 face tapping hammer
Aluminum handle 68041



Tapping hammer with blade
Aluminum handle 68042



12" wooden tapping hammer 729254045



1 L bottle + vaporizer 663440

1 L bottle 66344

Spray trigger head 663441

TAPPING DRILL AND ACCESSORIES

THE BEST TAPPING DRILL SPECIFICALLY DESIGNED FOR THE MAPLE SYRUP INDUSTRY.

- > Head at 90°
- > Brushless
- > 2 000 RPM
- > Long lasting 5A lithium battery



20V Dewalt drill	663920
20V Dewalt battery	663925
12V-20V Dewalt charger	663921
Carrying bag	663920K



Catalog promotion
Get a bonus carry bag with the purchase of the complete set!

BACKPACK CLEANING KIT

COMPACT, LIGHTER, COMFORTABLE AND SPECIFICALLY DESIGNED FOR MAPLE SUGARING.

Specifically developed by CDL for work under vacuum.



6 liter container

Backpack cleaning kit with harness and dozer	661616
Backpack cleaning kit with harness, without dozer	661612



Dozer gun only, 10 to 20 ml	661698
-----------------------------	--------



Harness only	661691
--------------	--------



Replacement tube kit for CDL dozer	661692
------------------------------------	--------



Three-piece kit for dispenser spout	661693
-------------------------------------	--------



Spring for CDL dozer	661694
----------------------	--------



Scew cap for CDL dozer	661689
------------------------	--------

BRUSHES FOR BUCKETS AND SPOUTS



For 1,5-gallon bucket	72940020
-----------------------	----------



For 2-gallon bucket	72940031
---------------------	----------



For 7/16" interior spout	663562
--------------------------	--------




For 5/16" - 19/64" spout	663563
--------------------------	--------

TUBE CLEANING SPONGES



3/4" - 1"	661432
1-1/2" - 1-1/4"	661433
2"	661435
3"	661436

SPOUT REMOVERS



Spout remover Pro-Tech PULL 27"	6671844
---------------------------------	---------

Spout remover Pro-Tech PULL 36"	6671847
---------------------------------	---------

Spout remover Pro-Tech PULL 48"	6671848
---------------------------------	---------

Spout remover Pro-Tech PULL 60"	6671849
---------------------------------	---------

B Steel spout remover	66077
------------------------------	-------

Aluminum spout remover Small 15"	68015
--------------------------------------	-------

Aluminum spout remover Medium 22,5"	68020
---	-------

C Aluminum spout remover Long 30"	68030
--	-------

Aluminum spout remover X-Long 40"	68040
---------------------------------------	-------

Aluminum spout remover 48"	68031
------------------------------	-------

D Aluminum spout remover 60"	68032
---------------------------------------	-------





NEW!
TALK ABOUT
YOUR PROJECT
WITH OUR
REGIONAL
TEAM

CDL STAINLESS STEEL PLUMBING RANGE:

DURABILITY AND FLEXIBILITY FOR YOUR INSTALLATIONS!

OPTIMIZE YOUR SETUP BY ADOPTING RELIABLE, MODERN, AND 4.0-READY SOLUTIONS! DISCOVER OUR NEW RANGE OF STAINLESS-STEEL FITTINGS, DESIGNED FOR MODULAR AND DURABLE INSTALLATIONS. GLUE-FREE AND FULLY REMOVABLE, OUR FITTINGS ADAPT TO THE NEEDS OF YOUR SUGARBUSH AND ARE IDEAL FOR SCALABLE AND CONNECTED PROJECTS..

MODULAR - DURABLE - SCALABLE

OPTIMIZE YOUR INSTALLATIONS BY ADOPTING RELIABLE, MODERN, AND 4.0-READY SOLUTIONS!

STAINLESS STEEL FERRULE-TYPE FITTINGS

45° STAINLESS STEEL FERRULE ELBOW



1"	60R1045F
1½"	60R1545F
2"	60R2045F
2½"	60R2545F
3"	60R345F
4"	60R4045F

90° STAINLESS STEEL FERRULE ELBOW



1"	60R1090F
1½"	770063
2"	60R2090F
2½"	770040
3"	770078

STAINLESS STEEL FERRULE CAP



1½"	60R16A112
2"	60R16A2
2½"	60R16A212
3"	60R16A3
4"	60R16A4

STAINLESS STEEL FERRULE TEE



1"	77007710F
1½"	77007715F
2"	77007720F
3"	770077
4"	77007740F

STAINLESS STEEL FERRULE CROSS



1"	6010CR10F
1½"	6010CR15F
2"	6010CR20F
3"	6010CR30F

SS CONCENTRIC FERRULE REDUCER



1" à 1½"	716051510F
1" à 2"	716052010F
1½" à 2"	716052015F
2" à 3"	7160513

SS ECCENTRIC FERRULE REDUCER



1 à 1½"	716091510F
1" à 2"	716092010F
1½" à 2"	716092015F
1½" à 3"	716093015F
2" à 3"	716093020F

STANDARD STAINLESS STEEL FERRULE



1"	60R14SW1
1½"	60R14SW112
2"	60R14SW2
2½"	60R14SW212
3"	60R14SW3
4"	60R14SW4

LONG STAINLESS STEEL FERRULE



1½"	60R14A15
2"	60R14A2
2½"	60R14A212

FLARED STAINLESS STEEL FERRULE



1½"	60R1415FL
2"	60R14R2

**DO MORE YOURSELF
WITH STAINLESS STEEL
FERRULE-TYPE PLUMBING**

ACCESSORIES FOR STAINLESS STEEL FERRULE-TYPE PLUMBING



STAINLESS STEEL FERRULE SIGHT GLASS	
1"	6600100
1½"	6600150
2"	6600200
3"	6600303



STAINLESS STEEL FERRULE CHECK VALVE	
1"	661747
1½"	661749
2"	661750
3"	661752



SS FERRULE BUTTERFLY VALVE	
1½"	60T150
2"	60P88CC2
2½"	60T212
3"	60T300
4"	60T400



SS MOTORIZED FERRULE VALVE	
1½"	668408S
2"	668409S
2 ½"	668410S
3"	668411S
4"	668412S




SS MOTORIZED FERRULE VALVE	
1½"	60T150A07
2"	60T200A07
3"	60T300A07



STAINLESS STEEL FERRULE X MIPT	
1½" à ¾"	736654
1½" à 1"	6788991D1
1½" à 1½"	770024
2" à 1½"	60R14SW215
2" à 2"	60R14SW22
2½" à 2"	770049
3" à 3"	770100



STAINLESS STEEL FERRULE X FIPT	
1½" à ½"	6788991D5
1½" à ¾"	6788991D3
1½" à 1"	6788991D4
2" à 1"	67THRE2X1ST
2" à 1½"	6598140
2" à 2"	6598142
2½" à 2"	6598141
3" à 3"	770152



FERRULE TO INS ADAPTER (COMPLETE SET)	
¾"	662034SS
1"	66201SS
1½"	662014SS
1½"	662012SS
2"	66202SS



FERRULE TO INS ADAPTER (INSERTION PART ONLY)	
¾"	736650
1"	736651
1½"	736652
1½"	736655
2"	736656



STAINLESS STEEL FERRULE CLIPS	
1½"	60R13HC112
2"	60R13HC2
2½"	60R13HC212
3"	60R13HC3
4"	60R13HC



SILICONE SEALING GASKET	
1½"	60GASKET112SILI
2"	60GASKET2SILI
2½"	60GASKET212SILI
3"	60GASKET3
4"	60GASKET4



WELDED STAINLESS STEEL FITTINGS

45° WELDED STAINLESS STEEL ELBOW



1"	60R2WK100
1½"	60R2WK112
2"	60R245
2½"	60R2WK212
3"	60R345

90° WELDED STAINLESS STEEL ELBOW



1"	60R2WC1
1½"	60R2WC112
2"	60R2WC2
2½"	60R2WC212
3"	60R2WC3
4"	60R2WC4

WELDED STAINLESS STEEL TEE



1"	60R7W17
1½"	60R7W112
2"	60R7W27
2" x 2" x 1½"	60R7W2112
2½"	60R7W257
3"	60R7W37
3" x 3" x 2"	60R7W32
3" x 3" x 1½"	60R7W315

WELDED STAINLESS STEEL CROSS



1"	6010CR10S
1½"	60R9W112
2"	6010C2S
3"	6010CR30S

CONCENTRIC WELDED SS REDUCER



1" à 1½"	7160516
1" à 2"	7160515
1½" à 2"	7160510
2" à 3"	7160512

ECCENTRIC WELDED SS REDUCER



1" à 1½"	60R7L1510
1" à 2"	716112010S
1½" à 2"	60R7L215
2" à 3"	716113020S

WELDED STAINLESS STEEL ROUND TUBE



½"	60TRST120650
¾"	60TRST3418
1"	60TRST10650
1½"	60TRST15018
2"	60TRST2065
2½"	60TRST212065
3"	60TRST30650
4"	60TRST416

STAINLESS STEEL PLUMBING SUPPORT



SHORT THREADED SS PIPE CEILING BRACKET

1"	74102
1½"	74152
2"	74202
2½"	74252
3"	74302
1"	74101



CANTRUST SS PIPE BRACKET

1"	74100
1½"	74150
2"	74200
2½"	74250
3"	74300



CANTRUST SS MOUNTING PLATE

60STCH200P

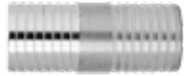


CANTRUST

60STCH600



CONNECTORS



INS x INS

3/4"	662034
1"	662035
1 1/4"	662037
1 1/2"	662038
2"	662039
3"	662033

REDUCERS



INS x INS

1" x 3/4"	665580
1 1/4" x 3/4"	665586
1 1/4" x 1"	665581
1 1/2" x 3/4"	665587
1 1/2" x 1"	665582
1 1/2" x 1 1/4"	665599
2" x 1"	665596
2" x 1 1/4"	710150
2" x 1 1/2"	665583
3" x 2"	6655302

ADAPTORS



MIPT x INS

1/2" x 5/16"	664555S
1/2" x 5/8"	710563
3/4"	665589
1"	665592
1 1/4"	665591
1 1/2"	665590
2"	665593
3"	660003

VACUUM ADAPTOR



MANOMETER
NOT INCLUDED

INS X MIPT X FIPT VACUUM

1 x 1/4"	6655921
----------	---------

T



INS x INS x INS

1/2"	660503
3/4"	7134341
1"	6607527
1 1/4"	6603106
1 1/2"	6603105
2"	6603108
1" x 1" x 3/4"	660505
1 1/4" x 1 1/2" x 3/4"	660317
1 1/4" x 1 1/2" x 1"	6605061
1 1/2" x 1 1/2" x 3/4"	660507
1 1/2" x 1 1/2" x 1"	660506
1 1/2" x 1 1/2" x 1 1/4"	730312
2" x 2" x 3/4"	660508
2" x 2" x 1"	730311
2" x 2" x 1 1/4"	730314
2" x 2" x 1 1/2"	660511
3" x 3" x 1"	660520



INS x MIPT x INS

3/4"	71343415
1"	660515
1 1/4"	66031066
1 1/2"	66031056



INS x INS x MIPT

1"	66075251
1 1/2" x 1 1/2" x 1"	730308

HOOK PLUGS



INS

3/4"	666834
1"	666801
1 1/4"	666114
1 1/2"	666112
2"	666802
3"	666803
4"	666804

Y



INS x INS x INS

1/2"	6607531
3/4"	6607507
1"	6607501
1 1/4"	6607510
1 1/2"	6607508
2"	6607509
3"	6607522
1" x 1" x 1/2"	6607524
1" x 1" x 3/4"	660751
1" x 3/4" x 3/4"	660752
1 1/4" x 1" x 1"	6607511
1 1/4" x 1 1/2" x 3/4"	6607518
1 1/4" x 1 1/2" x 1"	6607512
1 1/2" x 1" x 1"	66075191
1 1/2" x 1 1/4" x 1 1/4"	6607515
1 1/2" x 1 1/4" x 3/4"	6607520
1 1/2" x 1 1/2" x 1"	6607516
1 1/2" x 1 1/2" x 1 1/4"	6607505
2" x 2" x 3/4"	6607514
2" x 2" x 1"	6607513
2" x 2" x 1 1/4"	6607519
2" x 2" x 1 1/2"	6607503
3" x 3" x 1"	66075130
3" x 3" x 1 1/2"	66075128
3" x 3" x 2"	66075129



MIPT x INS x INS

3/4"	66075121
1"	66075122




INS x MIPT x INS

3/4"	66075124
------	----------




Sharp edges for solid grip, precise machining, no restriction, choose CDL quality!

COUPLINGS




1/4"	6010FC025
3/8"	6010FC0375
1/2"	6010FC05
3/4"	6010FC075
1"	6010FC1
1 1/4"	6010FC125
1 1/2"	6010FC15
2"	6010FC2

TEES




	FIPT	
1/4"	712525	
3/8"	6010T0375	
1/2"	711212	
3/4"	713434	
1"	711010	
1 1/4"	6010T125	
1 1/2"	6010T15	
2"	6010T2	

THREADED PLUGS



	FIPT	
1/4"	SCA025	
1/2"	SCA050	
3/4"	6010BF34	
1"	6010BF1	
1 1/4"	SCA125	
1 1/2"	SCA150	
2"	SCA200	



	MIPT	
1/4"	6010B25	
3/8"	6010B38	
1/2"	6010B12	
3/4"	6010B34	
1"	6010B1	
1 1/4"	6010B114	
1 1/2"	6010B112	
2"	6010B2	

ELBOWS



90° FIPT x FIPT	
1/4"	6010914
3/8"	601090038
1/2"	601095
3/4"	6010975
1"	6010901
1 1/4"	601090125
1 1/2"	60109015
2"	6010902




90° MIPT x FIPT	
1/4"	6010913
3/8"	6010900375
1/2"	60109505
3/4"	601090075
1"	601090
1 1/4"	601097
1 1/2"	601096
2"	601092



45° FIPT	
1/2"	S4E050
3/4"	S4E075
1"	S4E100
1 1/4"	S4E125
1 1/2"	60109415


NIPPLES




1/4" close	610151
1/4" x 3"	601104003
1/4" x 6"	SNI256
3/8" close	60150375C
3/8" x 2"	60382
3/8" x 2 1/2"	SNI3725
3/8" x 3"	60150383
3/8" x 4"	601503754
3/8" x 5"	SNI375
3/8" x 6"	SNI376
1/2" close	60150500C
1/2" x 1 1/2"	SNI051
1/2" x 2"	601105002
1/2" x 2 1/2"	6015150025
1/2" x 3"	60115003
1/2" x 4"	601105004
1/2" x 5"	60111501
1/2" x 6"	60115006
3/4" close	60110750C
3/4" x 2"	601107502
3/4" x 3"	601107530C
3/4" x 4"	711005
3/4" x 5"	711015
3/4" x 6"	711003
3/4" x 8"	SNI758
1" close	60151000C
1" x 2"	601002
1" x 3"	60111003
1" x 4"	711004
1" x 5"	601110500
1" x 6"	601110006
1" x 8"	60118
1 1/4" close	60111250C
1 1/4" x 2 1/2"	601112525
1 1/4" " x 3"	601112503
1 1/4" " x 4"	711006
1 1/4" " x 5"	SNI125
1 1/4" " x 6"	711017
1 1/2" close	60111500C
1 1/2" x 2 1/2"	6011150025
1 1/2" x 3"	60111503
1 1/2" x 4"	711009
1 1/2" x 5"	SNI155
1 1/2" x 6"	601115006
1 1/2" x 8"	SNI158
2" close	60152000C
2" x 3"	SNI203
2" x 6"	601120006

Other lengths available:
12"-24"-48"-72"-96". Contact us.

REDUCERS



FIPT x FIPT	
1/4" x 3/8"	SC2537
1/2" x 1/4"	SC5025
1/2" x 3/8"	SC5037
3/4" x 1/4"	SC7525
3/4" x 3/8"	SC7537
3/4" x 1/2"	SC7550
1" x 1/4"	SC1025
1" x 3/8"	SC1037
1" x 1/2"	SC1050
1" x 3/4"	SC1075
1 1/4" x 1/2"	SC1250
1 1/4" x 3/4"	SC1275
1 1/4" x 1"	SC1210
1 1/2" x 1/2"	SC1550
1 1/2" x 3/4"	SC1575
1 1/2" x 1"	SC1510
1 1/2" x 1 1/4"	SC1512
2" x 1"	SC2010
2" x 1 1/2"	SC2015



MIPT x FIPT	
1/4" x 3/8"	711014
1/2" x 1/4"	715025
1/2" x 3/8"	705038
3/4" x 1/4"	713414
3/4" x 3/8"	713438
3/4" x 1/2"	713412
1" x 1/4"	714014
1" x 3/8"	SB1037
1" x 1/2"	711012
1" x 3/4"	711034
1 1/4" x 3/8"	SB1237
1 1/4" x 1/2"	665551
1 1/4" x 3/4"	714075
1 1/4" x 1"	714100
1 1/2" x 1/2"	712050
1 1/2" x 3/4"	712034
1 1/2" x 1"	711210
1 1/2" x 1 1/4"	712114
2" x 1/2"	SB2050
2" x 3/4"	711013
2" x 1"	711020
2" x 1 1/4"	711225
2" x 1 1/2"	712015
3" x 2"	710302

STAINLESS STEEL QUICK COUPLINGS

PART A



½"	66209005-A
¾"	662090075-A
1"	662090100-A
1¼"	662090125-A
1½"	662090150-A
2"	662090200-A
3"	662090300-A

PART B



½"	66209005-B
¾"	662090075-B
1"	662090100-B
1¼"	662090125-B
1½"	662090150-B
2"	662090200-B
3"	662090300-B

PART C



½"	66209005-C
¾"	662090075-C
1"	662090100-C
1¼"	662090125-C
1½"	662090150-C
2"	662090200-C
3"	662090300-C

PART D



½"	66209005-D
¾"	662090075-D
1"	662090100-D
1¼"	662090125-D
1½"	662090150-D
2"	662090200-D
3"	662090300-D

BEST VALUE FOR MONEY!

PART E



½"	66209005-E
¾"	662090075-E
1"	662090100-E
1¼"	662090125-E
1½"	662090150-E
2"	662090200-E
3"	662090300-E

PART F



½"	66209005-F
¾"	662090075-F
1"	662090100-F
1¼"	662090125-F
1½"	662090150-F
2"	662090200-F
3"	662090300-F

PART DP



¾"	662090075-DP
1"	662090100-DP
1½"	662090150-DP
2"	662090200-DP
3"	662090300-DP

PART DC



¾"	662090075-DC
1"	662090100-DC
1½"	662090150-DC
2"	662090200-DC
3"	662090300-DC

QUICK COUPLINGS / POLYETHYLENE



REDUCERS MIPT x FIPT	
3" x 2"	63251



NIPPLES MIPT x MIPT	
2"	63248
3"	63247



BALL VALVES	
2" FIPT	63242
2" MIPT	63243
2" 3-way FIPT	710156
3" FIPT	63253



GASKETS	
¾"	6607901
1"	6607902
1¼" et 1½"	6607903
2"	6607904
3"	6607905





A- COUPLINGS WITHOUT RESTRICTION

MIPT x INS	
3/4"	630100
1"	630101
1 1/4"	630102
1 1/2"	630103

B- ADAPTORS

INS x FIPT	
1/2"	64091
3/4"	64092
1"	64093
1 1/4"	64094
1 1/2"	64096
2"	63230

MIPT x INS	
1/2"	66195
3/4"	64054
1"	64056
1 1/4"	66198
1 1/2"	66199
2"	66200

C- REDUCING ADAPTORS

MIPT x INS	
1/2" x 3/4"	64053
1/2" x 1"	6605301
3/4" x 1/2"	64058
3/4" x 1"	63200
1" x 3/4"	66089
1" x 1 1/4"	63205
1" x 1 1/2"	63204
1 1/4" x 3/4"	64060
1 1/4" x 1"	64062
1 1/2" x 1 1/2"	63206
1 1/2" x 1"	64064
1 1/2" x 1 1/4"	64066
1 1/2" x 2"	63208
2" x 1 1/2"	63210

D- TEES

INS x INS x INS	
1/2"	66022
3/4"	66023
1"	66029
1 1/4"	6602801
1 1/2"	66030
2"	66033
1/2" x 1/2" x 3/4"	63150
3/4" x 3/4" x 1/2"	635002
3/4" x 3/4" x 1"	63152
1" x 1" x 1 1/2"	6602401
1" x 1" x 3/4"	66024
1" x 1" x 1 1/4"	66020
1 1/2" x 1" x 1/2"	6602001
1 1/2" x 1" x 3/4"	6602002
1 1/2" x 1" x 1"	6602003
1 1/2" x 1 1/4" x 1/2"	6602004
1 1/2" x 1 1/4" x 3/4"	66025
1 1/2" x 1 1/4" x 1"	66028
1 1/2" x 1 1/4" x 1"	66028011
1 1/2" x 1 1/4" x 1 1/4"	66028021
1 1/2" x 1 1/2" x 1/2"	6602803
1 1/2" x 1 1/2" x 3/4"	66026
1 1/2" x 1 1/2" x 1"	66027
1 1/2" x 1 1/2" x 1 1/4"	66021
2" x 1 1/2" x 1 1/2"	6602101
2" x 2" x 1/2"	6602102
2" x 2" x 3/4"	6602103
2" x 2" x 1"	66357
2" x 2" x 1 1/4"	6602105
2" x 2" x 1 1/2"	6602106

INS x INS x MIPT	
3/4" x 3/4" x 3/4"	678483
1" x 1" x 1"	678484
1 1/4" x 1 1/4" x 1 1/4"	678485
1 1/2" x 1 1/2" x 1 1/2"	6602804
2" x 2" x 2"	660331

INS x INS x FIPT	
3/4" x 3/4" x 1/2"	6602901
1" x 1" x 1/2"	6602701
1 1/4" x 1 1/4" x 1/2"	66025010
1 1/2" x 1 1/2" x 1/2"	6602601

E- CONNECTORS

INS x INS	
1/2"	66012
3/4"	66013
1"	66014
1 1/4"	66015
1 1/2"	66016
2"	63220

F- REDUCERS

INS x INS	
3/4" x 1/2"	66069
1" x 1/2"	66066
1" x 3/4"	66065
1 1/4" x 3/4"	66092
1 1/4" x 1"	66073
1 1/2" x 3/4"	66093
1 1/2" x 1"	63175
1 1/2" x 1 1/4"	66078
2" x 1"	63222
2" x 1 1/4"	63225
2 x 1 1/2"	66067

G- 90° ELBOWS

INS x INS	
1/2"	66045
3/4"	66046
1"	64068
1 1/4"	64070
1 1/2"	64072
2"	66666
3"	66677

INS x FIPT	
3/4" x 1/2"	63156
1" x 1/2"	64071

H- CAPS

INS	
1/2"	66076
3/4"	66043
1"	66059
1 1/4"	66060
1 1/2"	66061
2"	66062

COMPLETE SELECTION AVAILABLE IN STORE!

CROSSES (SLIP)



1"	6608152
1½"	6608153
2"	6608154
2½"	6608156
3"	6608155

Y (SLIP)



1"	6613149
1½"	6613150
2"	6613152
3"	661330

TEES



FIPT x FIPT x FIPT	
½"	63177
¾"	63182
1"	63180
1½"	63178
1½"	63179
2"	63181



SLIP x SLIP x SLIP	
1"	63184
1½"	66058150
2"	665545
3"	664565
4"	664599



SLIP x SLIP x FIPT	
1"	631801
1½"	66058151
2"	665637



PVC SUPPORT	
1" x 1" x 1"	6645303
1½" x 1½" x 1½"	6645304
2" x 2" x 2"	6645305
3" x 3" x 2"	6645306

ELBOWS



90° ELBOWS (SP x SLIP)	
1½"	66147
1½"	66088152
2"	665530
3"	665499
4"	63214



90° ELBOWS (MIPT x SLIP)	
1"	631982
1½"	66088154
2"	665527



90° ELBOWS (FIPT x SLIP)	
1"	631981
1½"	66068161
1½"	66088151
2"	665532
2" x 1½"	66068159
3"	665528
4"	63216



90° ELBOWS (SLIP x SLIP)	
1"	63207
1½"	661471
1½"	66088150
2"	665526
2½"	665543
3"	665534
4"	63203



90° ELBOWS (FIPT x FIPT)	
½"	63190
1"	63192
1½"	63193
1½"	63194



90° ELBOWS (SP x FIPT)	
1½"	66088160



90° ELBOWS (MIPT x FIPT)	
½"	63196
¾"	63197
1"	63198
1½"	63163
1½"	63166
2"	64086
3"	665512



22.5° ELBOWS (SLIP x SLIP)	
1½"	66088156
2"	665540
3"	665529



45° ELBOWS (SLIP x SLIP)	
1"	63130
1½"	63131
1½"	66088153
2"	665531
3"	665536
4"	63215



45° ELBOWS (SP x SLIP)	
3"	66549945

ADAPTORS



SP x FIPT	
1"	63015
1½"	66068154
2"	665585
3"	6606806



FIPT x SLIP			
1"	63012	2½"	6606804
1½"	64095	3"	6606803
1½"	66068153	4"	664094
2"	665546		



MIPT x SP	
1½"	66068160
2"	66068158



SLIP x INS	
1"	63011
1½"	665557
2"	6655461



MIPT x SLIP	
1" x 1"	63010
1¼" x 1¼"	63014
1½" x 1½"	66068150
2" x 2"	665525
2½" x 2½"	665547
3" x 3"	6606801
4" x 4"	665506

REDUCERS



MIPT x FIPT	
½" x ¼"	66975
¾" x ¼"	660777
¾" x ½"	63185
1" x ¼"	63051
1" x ½"	66973
1" x ¾"	63050
1¼" x ½"	63171
1¼" x 1"	63170
1½" x ¾"	66976
1½" x 1"	66977
1½" x 1½"	66974
2" x ¾"	669782
2" x 1"	669791
2" x 1¼"	66978
2" x 1½"	66979
2½" x 2"	6697951



SP x FIPT	
1¼" x 1"	660781251
1½" x ¾"	66078151
1½" x 1"	66078150
1½" x 1¼"	66078152
2" x ¾"	66078275
2" x 1"	66078201
2" x 1¼"	66078153
2" x 1½"	66078250
3" x 2½"	660101
4" x 3"	6625475



SLIP x SLIP	
1¼" x 1"	66990
1½" x 1"	669779
2" x 1½"	669797
3" x 2"	669793



MIPT x SLIP	
1¼" x 1½"	66068151
2" x 1½"	66068152
2½" x 3"	6606802



SP x SLIP	
1½" x 1"	669783
1½" x 1¼"	660481
2" x ¾"	669787
2" x 1½"	662545
2½" x 1½"	669795
2½" x 2"	669794
3" x 1½"	669786
3" x 2"	679799
3" x 2½"	669796
4" x 2"	669788
4" x 3"	669778

CONNECTORS (SLIP)



1"	66452
1½"	66098150
2"	665535
3"	668831
4"	668835

CAPS



SLIP	
1"	669734
1½"	630351
2"	668820
3"	66881
4"	66882



FIPT	
½"	660521
¾"	660801
1"	660802
1¼"	660586
1½"	630352
2"	660583
2½"	660584
3"	660806



MIPT	
¼"	66053
½"	66052
¾"	6606101
1"	6606102
1¼"	6606103
1½"	63035
2"	66058
2½"	660585
3"	66884
4"	66885

ADHESIVES AND TEFLON



A	FusionPro tape, 2,5 cm x 3 m (1" x 10')	6613001
B	PVC glue, 118 ml	667055
	PVC glue, 473 ml	667056
C	Teflon, ½" x 40' (10 m)	64100
D	Blue Monster Teflon tape ½" x 1429"	64102
E	Pink Teflon, ½" x 260" Pink Teflon, ½" x 45' (10 m) Pink Teflon is designed for plumbing. More resistant than white Teflon.	64105
F	Grey Teflon, ½" x 260" Grey Teflon is designed for stainless steel fittings.	64106

QUICK CONNECTORS



SLIP x SLIP	
1"	66699
1½"	667003
1½"	66700
2"	66701
3"	66702
4"	667044



FIPT x FIPT	
1"	66698
1¼"	667004
1½"	6670012
2"	667012
3"	66693

CLAMPS

**ANSWERS
SUGARMAKER'S NEEDS**



Stainless steel

HS-10 (¾")	660822
HS-16 (1")	6608301
HS-20 (1¼")	6608311
HS-24 (1½")	660841
HS-32 (2")	60HAS32



Heavy duty.
For HD mainline

1"	660848HD
1¼"	660838HD
1½"	660849HD

BEST VALUE FOR MONEY!



Heavy duty stainless steel

1"	660848S
1¼"	660838S
1½"	660849S
2"	660843S
3"	660842S



For flexible hose

1½"	660846
2"	660847

PVC VALVES



BALL VALVES (FIPT)

½"	63100
¾"	63105
1"	63110
1¼"	63115
1½"	63120
2"	63125
3"	63128



GATE VALVES (SLIP)

1"	66175031
1½"	6617504
2"	6617506
3"	6617507
4"	6617509



BALL VALVES HEAVY DUTY (FIPT)

½"	63100R
¾"	63105R
1"	63110R
1¼"	63115R
1½"	63120R
2"	63125R
3"	63128R

STAINLESS STEEL VALVES



BALL VALVES (FIPT)

½"	6617053
¾"	601438
1"	601412
1¼"	601475
1½"	6013TBV21
2"	601414
2½"	601415
3"	6013TBV22



BALL VALVES (INS x INS)

¾"	66177075
1"	66177100



BALL VALVES (INS x FIPT)

¾"	66178075
1"	66178100



3-WAY VALVES (OSMOSIS)

¾"	71017
1"	71014

PVC SINGLE UNION VALVES



FIPT x FIPT

1"	6618100
1½"	6618101
2"	6618102



SLIP

1"	6618103
1½"	6618104
2"	6618105

CHECK VALVES



SLIP x SLIP CLEAR PVC

1½"	6607112
2"	660702
3"	660703

FIPT x FIPT CLEAR PVC

½"	660712
¾"	660734
1"	660701
1¼"	660714
1½"	660715
2"	660716



FIPT x FIPT

½"	660731
¾"	660733
1"	660711



Stainless steel

SWING CHECK VALVES

¾"	71013
1"	71011
1½"	660706
2"	660705


PVC RIGID PIPES

*Price by foot

WHITE	
	1" 6645100
	1½" 6645006
	2" 6645020
	3" 6645011
	4" 664513
Sold in 10' length	
CLEAR	
	1½" 6625601040
	2" 6625801040
Sold in 8' length	

PVC FLEXIBLE PIPES

*Price per foot

	1" 6645101
	1½" 6645001
	2" 6645002
	3" 6645003


Not approved food grade

PVC STRAPS


	1" 667401
	1½" 667413
	1½" 667415
	2" 667420
	3" 667430

HOSES

CLEAR FLEXIBLE VACUUM

	¾" 66450512
	1" 6645051
	1½" 664504
	1½" 664505
	2" 6614922
	3" 664503

FLEXIBLE HIGH PRESSURE


	¾" 66243
	1" 6600400
	1½" 6600500
	1½" 66006099200
	2" 661491

100 PSI and more (pressure)
For pressure pumps



ONLY AVAILABLE
IN THE USA


GREEN FLEXIBLE

	1" 620610
	1½" 620612
	1½" 620615
	2" 620620
	3" 62030
	4" 620640

For extractors plumbing.


*Price per foot

1/8" CLEAR THIN WALL

	¾" 6600300
	7/8" 660078*
	1" 66004001
	1-1/8" 660112*
	1½" 664507

Not recommended for vacuum (maximum 30 PSI)
* Use on CDL reverse osmosis

1/4" CLEAR THICK WALL

	¾" 660030012001
	1" 660040012001
	1½" 660050992001
	1½" 660060992001
	2" 66149

Can be used with vacuum (50 to 60 PSI maximum)
Maximum 24 inches of mercury.


1/4" POLYETHYLENE TUBING

*Price per foot


1/4" POLYETHYLENE	
	1/4" 661415

RUBBER COUPLINGS AND CLAMPS

COUPLINGS





	1½" 66094
	1½" 669050
	2" 669051
	3" 669058
	4" 669060

REDUCERS

	1½" x 1½" 66099
	2" x 1½" 66098
	4" x 2" 669054
	3" x 4" 669059

HOSES FOR FILTER PRESSES


*Price per foot

	A	Clear 5/8" 6600210
	B	Clear 1" 6600110
	A	Clear 1" 6600110
	B	5/8" High temperature high pressure Use between the pump and the plates. 66285

VISION 4.0

in MAPLE SYRUP PRODUCTION

CDL's 4.0 vision is to create a fully automated and remotely controlled sugarbush, to establish complete synergy and to interconnect all automated stages of maple syrup production, from the sap drop in the forest to the syrup drop in the barrel.



1. Sugarbush 4.0 ✓

2. Pumping station 4.0 ✓

3. Tanks 4.0 ✓

4. Concentrator 4.0 ✓

5. Evaporator 4.0 ✓

6. Filtration 4.0

7. Barreling 4.0

8. Sugarbush certification 4.0



With CDL Intelligence, elevate your sugarbush to new heights at your own pace.

CDL Intelligence is much more than a simple monitoring system. Designed to automate and optimize every aspect of your sugarbush, CDL Intelligence provides advanced solutions and a true competitive edge in the maple syrup industry.



MAPLE SUGARING
MANAGEMENT SYSTEM

4.0 technology is revolutionizing maple production!

- **Labor efficiency:** Automate repetitive tasks to simplify team management.
- **Optimized yields and increased profitability:** Boost productivity while reducing costs.
- **Peace of mind:** Let the system monitor your equipment 24/7, so you don't have to.
- **Accessibility:** Access real-time data from your phone, tablet, or computer.
- **Appealing to the next generation:** A scalable, cutting-edge system that grows with your sugarbush.

What sets CDL Intelligence apart:

- **Integrated employee management:** A dedicated module to optimize team allocation and tracking.
- **Automation:** Seamless communication and synchronization between equipment for smooth workflows.
- **Advanced data analysis:** Go beyond data collection with insights that drive smarter decisions.
- **IoT Interface tailored for maple production:** An intuitive interface designed specifically for the industry, providing a unique user experience.
- **CDL support:** Benefit from the assistance of an internal development team and expert technical support, guiding you every step of the way.
- **Remote updates:** Receive the latest innovations without interrupting your operations.
- **Simplified user experience:** Designed for everyone, our system makes life easier, regardless of your tech skills.

Innovation at the heart of CDL

Our internal team of developers works continuously to create cutting-edge maple technologies.

With CDL Intelligence, your sugarbush is ready for the future.

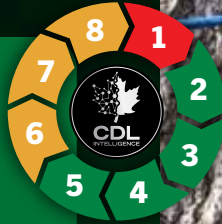
SCAN TO SEE
THE VIDEO

bit.ly/cdlvideos



FOREST

Enjoy rapid leak detection, energy autonomy, and unmatched reliability - all without any necessary intervention after installation.



- A** Simple Vacuum Sensor (1 mainline)
Remotely measures vacuum and ambient temperature in the forest. Solar-powered rechargeable batteries. **SE100-V**

- B** Double Vacuum Sensor (2 mainlines)
Remotely measures vacuum and ambient temperature in the forest. Solar-powered rechargeable batteries. **SE100-V-2**

- C** Communication Gateway V2
Ensures the secure transmission of vacuum data between the forest and the control base. **SG100-V2**

- D** V2 Antenna Deportation kit (20 feet)
Position antennas outside while keeping the gateway indoors to improve signal strength. **21072**

EQUIPMENT LINKED TO THE INTERFACE

Control Base
A microcomputer that powers your CDL Intelligence system on various devices (tablet, computer, phone).

21082A



CDL NOW OFFERS CLOUD HOSTING!



DISCOVER THE WORLD OF CDL INTELLIGENCE

CDL INTELLIGENCE STARTER KIT

Possibility to add-on other CDL Intelligence products over the years based on your growing needs

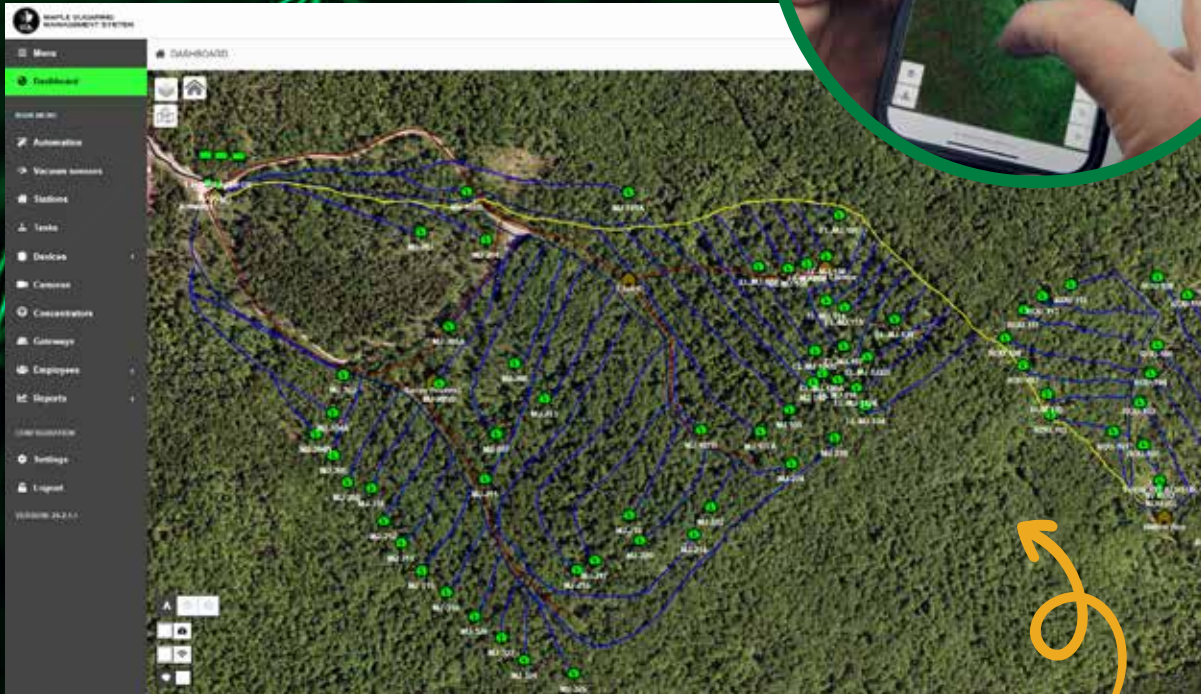
The CDL Intelligence starter kit includes:

ITEM NUMBER 21090-EN

<p>5 Simple Vacuum Sensors</p>	+	<p>1 Communication Gateway V2</p>	+	<p>1 Control Base (mini-PC)</p>	+	<p>1 HD monitor, wireless keyboard and mouse</p>
--------------------------------	---	-----------------------------------	---	---------------------------------	---	--

INTERFACE

Quickly identify weak points in your tubing network to fix leaks promptly and maximize your production. The CDL Intelligence interface allows you to keep an eye on your sugarbush at all times and on the factors that could affect its performance.



The dashboard provides a comprehensive mapped view of your sugarbush.

MAPLE SUGARING MANAGEMENT SYSTEM

Dashboard / VACUUM SENSORS

Live view | History | Freezing report

Filter results: 25 per page

Name	Station	Drill	Vacuum	Release differential	Temperature	Battery	Voltage
1-VS BELAISEUR	Station 3	2m 54s	25.5 inHg	0 inHg	8.1 °C	✔	4.1 V
VS-108	Station 3	2m 54s	23.7 inHg	-2.8 inHg	8.1 °C	✔	4.1 V
VS-109	Station 3	2m 54s	23 inHg	-6.5 inHg	8.4 °C	✔	4.1 V
VS-101A	Station 3	2m 54s	25.8 inHg	-2.6 inHg	8.2 °C	✔	4.1 V
VS-102	Station 3	2m 54s	27.8 inHg	-1.2 inHg	8.4 °C	✔	4.1 V
VS-103	Station 3	2m 54s	25.8 inHg	0 inHg	8.5 °C	✔	4.1 V
VS-104	Station 3	2m 54s	27.8 inHg	0.7 inHg	8.3 °C	✔	4.1 V
VS-106	Station 3	2m 54s	26.3 inHg	-2.2 inHg	8.0 °C	✔	4.1 V
VS-106	Station 3	2m 54s	26.2 inHg	-3.3 inHg	8.2 °C	✔	4.1 V
VS-107	Station 3	2m 54s	27.4 inHg	1.1 inHg	8.3 °C	✔	4.1 V
VS-108	Station 3	2m 54s	28 inHg	-0.5 inHg	8.6 °C	✔	4.1 V
VS-110	Station 3	2m 54s	28.1 inHg	-4.4 inHg	8.3 °C	✔	4.1 V
VS-112	Station 3	2m 54s	26.3 inHg	-7.9 inHg	-2.3 °C	✘	4.1 V
VS-114	Station 3	2m 54s	28 inHg	-0.5 inHg	-2.7 °C	✔	4.1 V
VS-116A	Station 3	2m 54s	26.7 inHg	-1.8 inHg	8.4 °C	✔	4.1 V
VS-116B	Station 3	2m 54s	28 inHg	-0.5 inHg	8.2 °C	✔	4.1 V
VS-110C	Station 3	2m 54s	26.2 inHg	-3.3 inHg	-2.2 °C	✔	4.1 V
VS-118	Station 3	2m 54s	25.8 inHg	-3.7 inHg	8.0 °C	✔	4.1 V
VS-120	Station 3	2m 54s	26.3 inHg	-2.4 inHg	8.3 °C	✔	4.1 V
VS-209	Station 3	2m 54s	25.5 inHg	0 inHg	8.1 °C	✔	4.1 V

Filters: Station 3

Columns: Name, ID, Station, Last communication, Drilling, Vacuum, Release differential, Temperature, Battery, Voltage, RX (Receiver), TX (Transmitter), Ward (RSSI), Live, Onmap, Latcode, Longitude, Entry, Hardware version

This row shows a vacuum differential that is too high compared to the extractor. This could indicate a potential leak.



PUMPING STATION

Efficiently manage your pumping stations with real-time control solutions for vacuum, recirculation pumps, and valves. Ensure optimal operation and continuous monitoring for uninterrupted processes.



SCAN TO SEE
THE VIDEO

bit.ly/cdlvideos

4.0 MEGAPIXELS PAN AND TILT WIRELESS IP CAMERA

Easily monitor your operations remotely with this high-performance and intuitive camera.

- Day and night vision up to 33 feet.
- Panoramic field of view: 120° and full rotation up to 355°.
- Operates with CDL Intelligence via Wi-Fi or Ethernet.
- Preprogrammed with 16 preset positions for personalized use.

20210



SCAN TO SEE
THE VIDEO

bit.ly/cdlvideos

PUMP SAFETY MODULE

Protect your water pumps and prevent backflow issues.

- Allows pumps to start or stop based on the detected pressure in the recirculation system.
- Robust and easy-to-install box, designed for maple production conditions.
- Essential for avoiding costly interruptions.
- Can be connected to CDL Intelligence or not

Without Monitoring - 521252

With Monitoring - 521256

MULTIFUNCTION CONTROLLER (IN/OUT)

Choose a simplified and efficient management system for your sugarbush equipment.

- Compatible with CDL Intelligence for easy integration.
- Controls pumps, valves, and sensors with analog and digital inputs/outputs.
- Configurable analog and digital inputs/outputs (0-10V, 4-20 mA).
- Compact and robust design, built for demanding environments.

SE200-M2

FLOWMETERS

CDL Ultrasonic Flowmeters

- > Measures flow rate per minute and total water quantity. Operates in both positive and negative pressures. Volume reset to zero is possible.
- > It is very important to ensure the flowmeter size is suitable for the extractor's outlet with vacuum (under vacuum conditions). The ideal application is at the outlet of a vacuumless transfer pump.
- > 24V power supply with included transformer. Maximum pressure of 150 PSI.
- > Easily connects to the CDL Intelligence system (monitoring).

1-1/2" RS-485 MESH	210150U
2" RS-485 MESH	210200U
3" RS-485 MESH	210300U



VACUUM MODULATING VALVE

ALLOW REMOTE VACUUM MODULATION

ADVANTAGES :

- > Improve vacuum management to prevent premature mainline freezing when temperature are close to 0°C.
- > Better vacuum management. Can allow quicker sap flow at the beginning of the day for less airtight systems.



SCAN TO SEE THE VIDEO
bit.ly/cdlvideos



668409

Vacuum regulator and plumbing not included.

COMMUNICATION MODULE

Adapts to the phase converter for LENZE vacuum pumps to manage RPM based on the outdoor temperature.

21206



MOTORIZED VALVES

Allows remote control of drainage valves on tanks, discharge tubing, and extractors in distant pumping stations through the CDL Intelligence system.

120 V ON/OFF 1-1/2" ferrule	668408S
120 V ON/OFF 2" ferrule	668409S
120 V ON/OFF 2-1/2" ferrule	668410S
120 V ON/OFF 3" ferrule	668411S
120 V ON/OFF 4" ferrule	668412S



THE CDL INTELLIGENCE SYSTEM

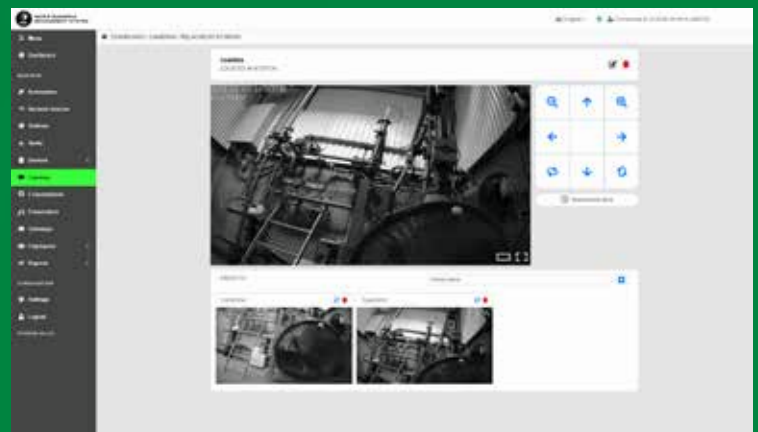
Allows complete management of your pumping stations remotely, with real-time monitoring and quick alerts in case of issues.

It automates operations such as pump activation and valve management, while offering a historical follow-up to optimize your performance.

A complete and efficient solution to maximize your productivity.



Consult the data related to your pumping stations, such as extractor vacuum, temperature, and the amount of water collected per station!



Keep an eye on your extractors!

TANKS AND SILOS

Keep control of your water, concentrate, permeate, and syrup reserves with CDL Intelligence equipment for tanks and silos. Monitor levels and temperatures in real time, receive anomaly alerts, and ensure efficient management to maximize productivity and avoid interruptions.



A Tank Level Sensor
Allows real-time monitoring of maple sap or concentrate levels remotely. **SA100-HT**

B Tank Level Sensor Holder
Allows proper positioning of the tank level sensor at the right distance from tank walls for accurate readings. **21120**

C Tank Level Sensor with Probes
Provides automatic control of pressure pumps. **66551**

D Submersible Pressure Transmitter
Allows level measurement in a tank or Silo up to 10 meters (32 feet) in height. **679610050**

E Liquid Temperature Sensor
Allows temperature measurement within a range of (-40°C to 40°C / -40°F to 104°F) in a tank, Silo, or pipeline. **679610006**





INTERFACE

The interface allows you to monitor the levels and temperatures of your water, concentrate, permeate, and even syrup tanks. Program automations and let the liquids circulate automatically in your sugarbush!

Station	Concentrate	Permeate	Sap	Syrup
Station 1	15% 38°C	17% 60°C	8% 66°C	8% 84°C
Station 2	73% 58°C	50% 63°C	55% 68°C	-

Avoid tank overflows and stay informed about the levels of water, concentrate, permeate, and syrup, whether in the sugarhouse or at the pumping station.

Automation Rules:

- Basin 6 Filtrat:**
 - If level reaches 80%: Close W-POMPE 3HP FILTRAT valve.
 - If level reaches 90%: Open ALARME FLASH valve.
- Basin 5:**
 - If level reaches 90%: Close EAU BASSIN 5 valve.
- Basin 1:**
 - If level reaches 60%: Open --- valve.
- Basin 2:**
 - If level reaches 40%: Open --- valve.
- Basin 1:**
 - If level drops below 55%: Close --- valve.
- Basin 2:**
 - If level drops below 35%: Close --- valve.
- Basin 2:**
 - If level drops below 30%: Open W-POMPE 3HP FILTRAT valve.
- Basin 2:**
 - If level drops below 10%: Close W-POMPE 3HP FILTRAT valve.
- Basin 4:**
 - If level drops below 15%: Close W-SSV FILTRAT valve.
- Basin 5:**
 - If level reaches 75%: Close EAU BASSIN 5 valve.

Program your choice of automations when tanks reach critical levels!
Be alerted, open valves, or start transfer pumps!

EMPLOYEE MANAGEMENT MODULE

MANPOWER MANAGEMENT OF YOUR SUGARING BUSINESS CAN NOW BE DONE WITH THE CDL INTELLIGENCE SYSTEM!

FROM THE WEB INTERFACE

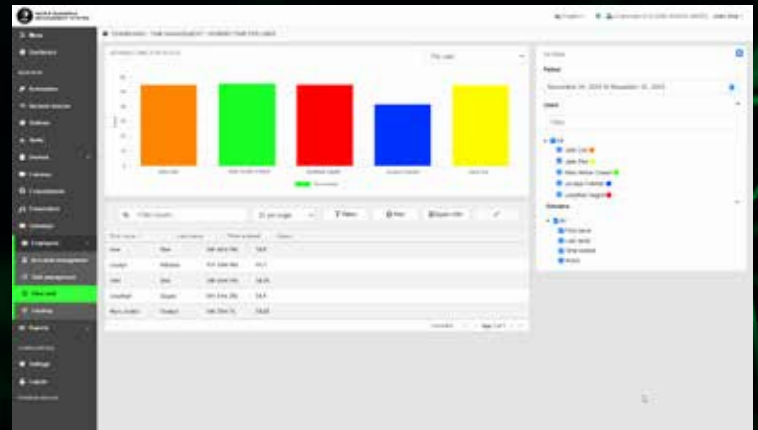
- **Multi-user management, with different levels of access:**
 - > Visualization of cameras
 - > Equipment control
 - > Access to production reports
 - > Access controlled by employees
- **Build personalized reports on employee tasks, for example:**
 - > Who did the work
 - > Date the work was done
 - > Time spent on the task
 - > Apply filters on employees, the type of work, the period, etc.
- **Build timecard reports**
 - > Filter by employee or period
 - > Simplify pay management by getting the time for each employee for a period
- **Detailed view of timecards**
 - > Day by day time entries detailed by type of task
 - > Filter per period

FROM THE MOBILE APP:

- > **Log employee displacements**
- > **Time card: Start/stop the stopwatch and possibility to specify the task**



User Management for the CDL Intelligence System.

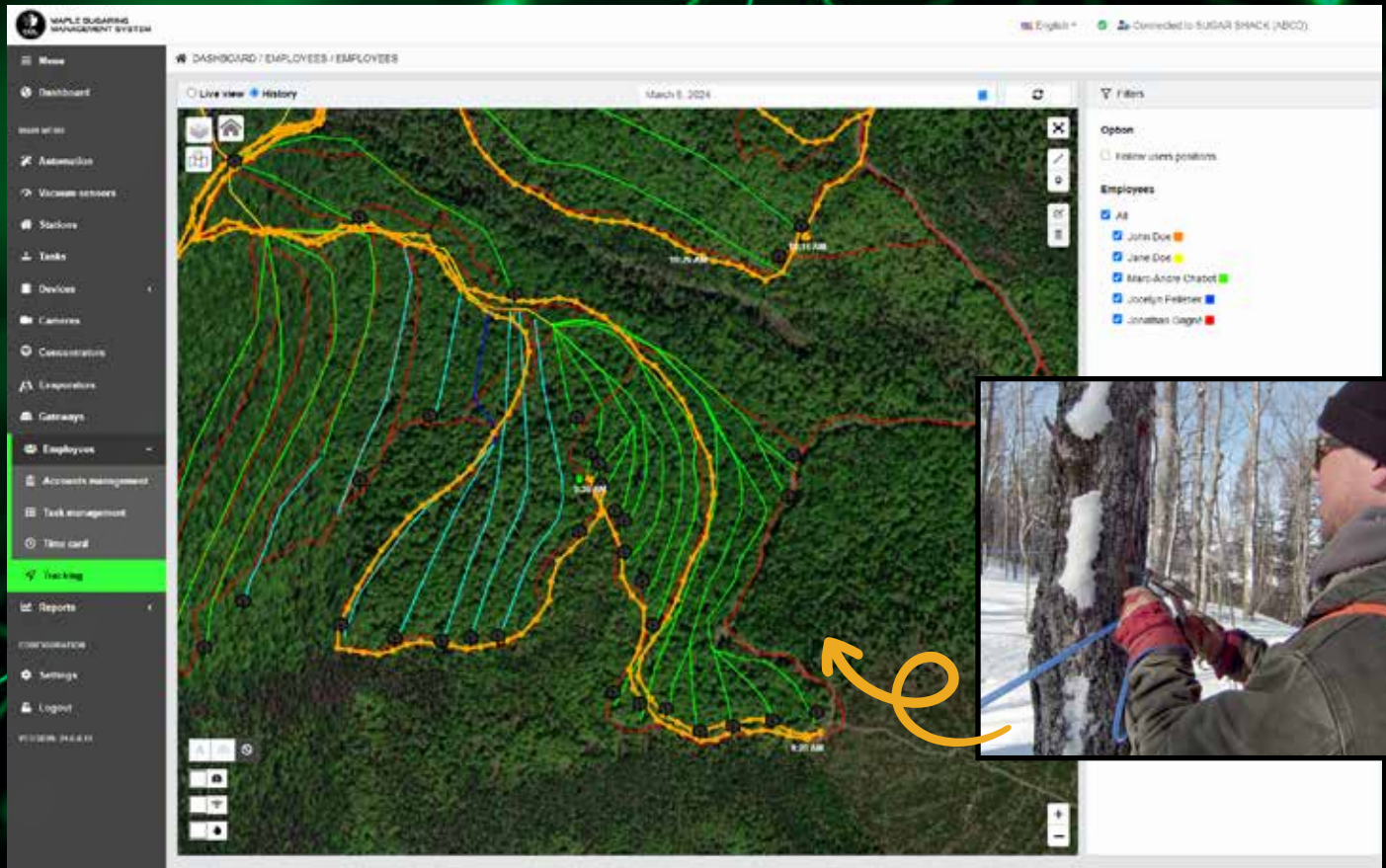


The system allows the management of each employee's timecards to facilitate payroll processing!

THIS MODULE CAN MANAGE THE DAILY ROUTINE FOR YOU. FOR MORE DETAILS, CALL YOUR CDL SALES REPRESENTATIVE.



FOR SIMPLIFIED MANAGEMENT OF YOUR BUSINESS



Exclusive to CDL: Locate employees in the field to track their positions, their progress, and better coordinate operations!



MAPLE SUGARING
MANAGEMENT SYSTEM

CDL INTELLIGENCE NOW OFFERS CLOUD HOSTING

ADVANTAGES :

- Automatic cloud data backup
- Improved user access management
- Complete history of previous sugaring seasons
- Better interconnectivity of equipment via the platform
- Employee management: timecards, forest tracking, tasks management
- Maple syrup production report
- History of alerts and notifications



THE BEGINNING OF NEW ERA

COMPLETELY REDESIGNED INTERIOR!

Available on submersible extractors

- Stainless steel check valve
- Replacement of PVC plumbing with stainless steel
- Anti-rotation pump support with safety bracket

LOW HORIZONTAL EXTRACTORS

ADVANTAGES

- Very low (only 24" from the ground)
- No sap-return in the 5/16"
- High quality submersible pump
- Pump adapted to pump up water
- No air in the tubing system while extracting sap
- Solves the sap extraction problems caused by pumping at high vacuum.
- Highly reliable, floatless design
- Angled sap entry
- Pre-drilled to accommodate the optional self-cleaning sprinkler

NEW : 100% stainless steel internal plumbing



The electrical box may differ from picture.

		INLETS		CAPACITY AT 27" HG		
12" x 24"	1/2 HP (120V)	6 x 1"	2 400 taps			1224ES
18" x 36"	1/2 HP (240V)	8 x 1-1/2"	3 500 taps			1836ES
18" x 36"	1-1/2 HP	8 x 1-1/2"	7 500 taps			1836ES15
18" x 48"	1 x 2 HP Low pressure	8 x 2"	12 500 taps			2048ES2LP
18" x 48"	2 x 2 HP Low pressure	8 x 2"	25 000 taps			2048ES2DLP

Pressure gauge not included

OPTIONAL:

- Self-cleaning sprinkler kit (72000201)
- Drainage check valve (662482)
- Vacuum gauge (64011SS)
- LED light kit (72000202)

**⚠️ : ALSO AVAILABLE IN 3 PHASES
208V, 460V AND 575V (CANADA ONLY).**

HORIZONTAL EXTRACTORS WITH 2-SPEED SUBMERSIBLE PUMP

ALLOWS GREATER FLEXIBILITY AND SPEED OF PUMP OUTS FOLLOWING DIFFERENT SAP FLOWS. THIS AVOIDS LOSSES AND OVERFLOWS LINKED TO UNPREDICTABLE BURSTS OF SAP IN THE EVENT OF FREEZE-THAW CYCLE OR EXCESSIVE SAP RUNS.

ADVANTAGES

- Improved management of small sap flows
- Very low (only 24" from the ground)
- High-quality submersible pump
- No air in the tubing system during sap extraction
- Solves sap extraction problems caused by high-vacuum pumping, preventing sap returns in the 5/16"
- Float-free design, extremely reliable
- Angled water inlets
- Pre-drilled to accommodate the optional self-cleaning sprinkler
- 100% stainless steel internal plumbing



OPTIONAL:

- Self-cleaning sprinkler kit (72000201)
- Drainage check valve (662482)
- Vacuum gauge (64011SS)
- LED light kit (72000202)

		INLETS	Capacity at 27" HG	
18" x 36"	1 x 1,5 HP (240V)	8 x 1-1/2"	7 500 taps	1836ES15-1DW
18" x 36"	2 x 1,5 HP (240V)	8 x 1-1/2"	15 000 taps	1836ES15-2DW

HORIZONTAL EXTRACTORS WITH SUBMERSIBLE PUMP

ADVANTAGES

- No sap returns in the 5/16"
- High-quality submersible pump
- Pump adapted to pump up water
- No air in the tubing system during sap extraction
- Resolves sap extraction problems caused by high-vacuum pumping
- Float-free design, extremely reliable
- Straight water inlets
- Pump within or outside of the pumping station (2 options available)
- Pre-drilled to accommodate the optional self-cleaning sprinkler
- Customizable setup for discharge within or outside the pump station upon request



The electrical box may differ from picture. The specified measurement is the distance between the base of the extractor and the center of water entry.

OPTIONAL:

- Self-cleaning sprinkler kit (72000201)
- Drainage check valve (662482)
- Vacuum gauge (64011SS)
- Grid kit (18"x 36" 720098A) (18"x 48" 720098A)
- LED light kit (72000202)

		INLETS	CAPACITY AT 27" HG	
18" x 48"	1/2 HP	10 x 2"	3 500 taps	204820ES
18" x 48"	1 x 2 HP Low pressure	10 x 2"	12 500 taps	204820ES2LP
18" x 48"	2 x 2 HP Low pressure	10 x 2"	25 000 taps	204820ES2DLP
18" x 60"	3 x 2 HP Low pressure	10 x 2"	37 500 taps	206020ES3LP
18" x 60"	4 x 2 HP Low pressure	10 x 2"	50 000 taps	206020ES4LP

Pressure gauge not included

: ALSO AVAILABLE IN 3 PHASES 208V, 460V AND 575V (CANADA ONLY).

VERTICAL EXTRACTORS WITH SUBMERSIBLE PUMP

ADVANTAGES

- Opening on top for easy cleaning
- No sap-return in the 5/16" tubing
- High quality submersible pump
- No float, extremely reliable
- No air in the tubing system while extracting sap
- Solves the sap extraction problems caused by pumping at high vacuum
- Pre-drilled to accommodate the optional self-cleaning sprinkler

NEW : 100% stainless steel internal plumbing



The electrical box may differ from picture. The specified measurement is the distance between the base of the extractor and the center of water entry.

41.5" without manifold
46.5" with manifold



		Without manifold (Not drilled)	With manifold (Not drilled)	With manifold (Pre-drilled)*
18" x 40"	1/2 HP	2036ES	203608ES-NP	203608ES
18" x 40"	1-1/2 HP	2036ES2 <small>With converter</small>	203608ES2-NP	203608ES2
18" x 40"	2 x 1/2 HP	2036ESD	203608ESD-NP	203608ESD
18" x 40"	2 x 1-1/2 HP	2036ES2D <small>With converter</small>	203608ES2D-NP	203608ES2D

Pressure gauge not included

* Now pre-tapped to receive the self-cleaning sprinkler in option - 72000201

OPTIONAL:

- Self-cleaning sprinkler kit (72000201)
- Vacuum gauge (64011SS)
- LED light kit (72000202)

EXTRACTORS OPTIONALS

- Self-cleaning sprinkler kit (72000201)
- Drainage check valve (662482)
- Vacuum gauge (64011SS)
- Grid kit (18" x 36" 720098A) (18" x 48" 720098A)
- LED light kit (72000202)

Practical and Stylish Lighting for Your Extractor

Monitor your sap flow at a glance and add style to your extractor with the easy-to-install LED light!

LED Light Kit (72000202)

Protect Your Extractor

with the Stainless Steel Screen Kit!

Effectively prevent ice and debris from damaging the pump. Easy to install on your existing extractors.


18" x 36"	18" x 48"	18" x 60"
7200098A	7200099A	7200089A

Efficient 360° Cleaning

Keep your extractor clean effortlessly with the CDL self-cleaning nozzle kit.

Nozzle kit for pre-drilled extractors (72000201)

Nozzle kit for non-drilled extractors (72000200)
(older models or competitors' extractors)



MECHANICAL EXTRACTORS

		
15"	21"	20"
INLETS 12" x 12" 4 x 1-1/2" 750 taps 121208	INLETS 12" x 18" 4 x 1-1/2" 2 x 1" 3 000 taps 121808	INLETS 12" x 24" 8 x 1-1/2" 4 000 taps 122408

The specified measurement is the distance between the base of the extractor and the center of water entry.



ADVANTAGES

- > Quick evacuation of the sap;
- > No-maintenance mechanism;
- > Stainless steel float;
- > Openings at both extremities for easy cleaning;
- > Non bonded, dismountable cylinder.
- > Straight entry into the manifold;

18" x 24"	Manifold 12" x 26 low	INLETS 8 x 1-1/2"	12 000 taps	202612
-----------	-----------------------	----------------------	-------------	--------

Pressure gauge not included



We are proud to design and manufacture our equipment in our own facilities!

HIGH VACUUM MOISTURE TRAP



Designed for high vacuum, this moisture trap captures water particules in the air that are not normally retained by conventional traps. It offers better protection for your pumps than other models on the market.



CDL 3" high vacuum moisture trap
mechanical/electrical

710607

VACUUM PROTECTION VALVE



The vacuum protection valve safely prevents sap overflow in your moisture trap or your vacuum pump without shutting vacuum down.

668411-2.0

MOISTURE TRAPS



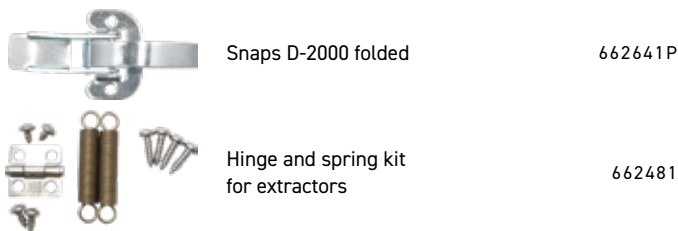
A	CDL 2" moisture Trap	6610508
B	CDL 3" moisture Trap	710605
	Electric option	667282

VACUUM BOOSTER TANKS THICK WALL



HORIZONTAL		VERTICAL	
8" x 24"	722408	12" x 18"	721218
12" x 24"	722412	12" x 24"	721224
12" x 36"	723612		
18" x 36"	723618		

REPAIR PARTS



Ask our experts to drill additional holes at low cost.

SAP LIFTERS



Simple sap filter 300 taps 73015

CDL HIGH VACUUM SAP LIFTER KIT

THE SOLUTION TO SOLVE FREEZING, MECHANICAL AND LEAK PROBLEMS IN A REVERSE SLOPE APPLICATION.

- Different models available depending on the type of power supply and the elevation of the terrain.
- Designed without leaks for high vacuum.
- Electric or propane heating depending on the model.
- 100% insulated gray plastic shelter of superior quality for weather resistant function.
- Small access door for visual inspection and large access door for maintenance or washing.
- Shelter floor with slight slope and bottom drain
- Adjustable ventilation hatches
- Reversible mainline entrance
- Horizontal blue PVC tank with stainless steel legs and transparent covers for better durability and vision of the water level
- Stainless steel hardware and quick connections



RAISED SUPPORT FOR SAP ELEVATOR

**THINK OF A
RAISED SUPPORT
TO PREVENT THE
SAP ELEVATOR
FROM ENDING IN
THE SNOW IN
SPRING
(NOT INCLUDED).**

Combine your sap lifter kit with the CDL stand! Its fully bolted aluminum design with stainless steel reinforcements gives you a total of 6 adjustments from 8 to 38 inches high. This is the simple, robust and economical solution to keep your CDL high vacuum sap elevator out of the snow while saving you a lot of time.



738120

AVAILABLE MODELS:




12 V solar model
200 to 700 taps*.
Heating with a safe propane pilot
(propane tank not included).
73800012V1P



230 V Electric models
Heating with a ceramic heating element
(75W 220-240V).

From 300 to 1 000 taps*	From 600 to 2 000 taps*	From 275 to 875 taps*	From 1 000 to 2 400 taps*
1 pump	2 pumps	2 pumps	1 pump
7380002301P	7380002302P	7380002302P-HP	7380002301P-HP



**SCAN TO SEE
THE VIDEO**
bit.ly/cdlvideos



* Depending on your application, height, vacuum level and model chosen.

CHOOSE A HIGH VACUUM PUMP : THE BEST INVESTMENT FOR YOUR BUSINESS!

WE DID THE MATH!

- > Go from 25 to 29" Hg of vacuum and increase production by 20%
- > Go from 3,5 to 4,2 lb per tap gives:
 - + \$9 625 (\$7 000 USD) of revenue / year for 5,000 taps
 - + \$19 200 (\$14 000 USD) of revenue / year for 10,000 taps
 - + \$57 750 (\$42 000 USD) of revenue / year for 30,000 taps

A 1 YEAR RETURN ON YOUR INVESTMENT!



CDL HIGH PERFORMANCE VANE VACUUM PUMP



SCAN TO SEE THE VIDEO
bit.ly/cdlvideos



DESIGNED FOR UP TO 29,9" HG!

Available from 0.5HP to 10HP, single or 3 phase motor

Available in 208-460V, 240V and 575V (Canada only)

ADVANTAGES

- Compact and quiet
- Very reliable
- Competitive pricing
- Very low maintenance
- High performance

CDL HIGH VACUUM PUMP WITH GAS MOTOR

100% CDL ASSEMBLY

INCLUDES

- High vacuum CDL pump
- Electric starter
- Battery
- Honda gas motor
- Steel platform



5 HP assembled
(less than 1 800 taps)
58041GG5HP

9 HP assembled
(less than 3 000 taps)
58064GG9HP

0.5 HP 120/240V	1PH (250 taps)	58006G40.5HP
1 HP 120/240V	1PH (650 taps)	58020G41HP*
* Plug in model includes electric cord and male plug.		
1 HP 208-460V	3PH (650 taps)	58020G11HP
1 HP 575V (Canada only)	3PH (650 taps)	58020G51HP
1.5 HP 575V (Canada only)	3PH (1 200 taps)	58031G51.5HP
1.5 HP 208-460V	3PH (1 200 taps)	58031G11.5HP
2 HP 208-460V	3PH (1 700 taps)	58041G12HP
2 HP 240V	1PH (1 700 taps)	58041G42HP
2 HP 575V (Canada only)	3PH (1 700 taps)	58041G52HP
3 HP 208-460V	3PH (2 300 taps)	58064G13HP
3 HP 240V	1PH (2 300 taps)	58064G43HP
3 HP 575V (Canada only)	3PH (2 300 taps)	58064G53HP
5 HP 208-460V	3PH (4 000 taps)	58101G15HP
5 HP 240V	1PH (4 000 taps)	58101G45HP
5 HP 575V (Canada only)	3PH (4 000 taps)	58101G55HP
7.5 HP 208-460V	3PH (6 300 taps)	58160G17.5HP
7.5 HP 240V	1PH (6 300 taps)	58160G47.5HP
7.5 HP 575V (Canada only)	3PH (6 300 taps)	58160G57.5HP
7.5 HP 208-460V	3PH (8 000 taps)	58200G17.5HP
7.5 HP 575V (Canada only)	3PH (8 000 taps)	58200G57.5HP
10 HP 575V (Canada only)	3PH (10 000 taps)	58250G510HP
10 HP 208-460V	3PH (10 000 taps)	58250G110HP
10 HP 208-460V	3PH (11 700 taps)	58300G110HP*
* Available upon request.		
15 HP 208-460V	3PH (11 700 taps)	58300G115HP

Contact your CDL sales representative to find out which pump is right for you!



Best value for money on the market!

- ✔ High performing and stable
- ✔ Allows you to reach high vacuum: 29.9" Hg.
- ✔ 100% oil-free pump entirely made of aluminum with a design compliant with regulatory hygiene principles, for risk-free food safety.
- ✔ Air cooled without oil or water allowing it to operate at low vacuum without damaging the pump.
- ✔ Installation possible near waterways due to the absence of oil, and therefore possible spills
- ✔ No friction, which minimizes the amperage required for constant efficiency.
- ✔ Robust dry screw principle and very resistant to the ingestion of liquids, even maple sap.
- ✔ High tolerance to water vapor (humidity). Installation of a humidity trap with ON/OFF shutdown strongly suggested to shut down the pump as needed.
- ✔ Simplicity of installation and operation
- ✔ Reduced maintenance requirements
- ✔ Reduced noise level, quiet operation without humming or high-pitched noise
- ✔ Three-phase motor 230/460 Volts.



DRY SCREW VACUUM PUMPS

SCAN TO SEE THE VIDEO
bit.ly/cdlvideos



- 2HP 230V 1PH, 230V 3PH or 460V 3PH 57065G12HP
- 3HP 230V 1PH, 230V 3PH or 460V 3PH 57100G13HP
- 4HP 230V 1PH, 230V 3PH or 460V 3PH 57160G14HP
- 5.5HP 230V 1PH, 230V 3PH or 460V 3PH 57200G15.5HP

PUMP	DRIVE		
	1-phase (230V)	3-phase (230V)	3-phase (460V)
57065G12HP	66112DA		66113DA-460
57100G13HP	66113DA		66113DA-460
57160G14HP	66115DA		66129DA-460
57200G15.5HP	66129DA	66115DA	66129DA-460

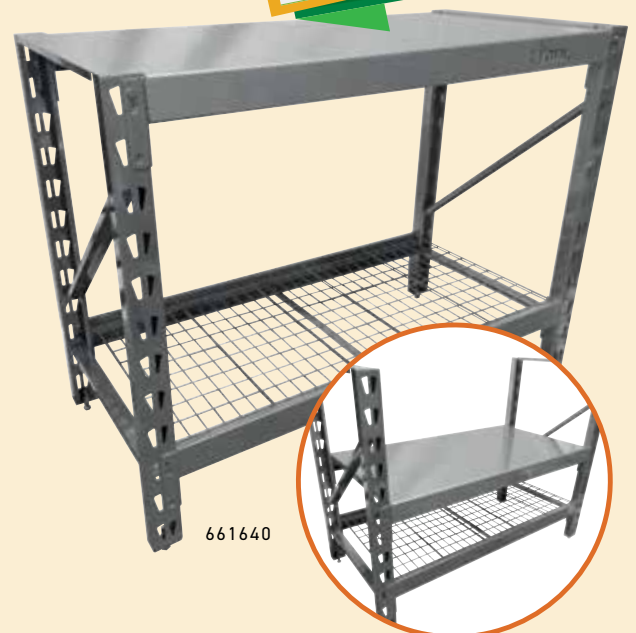
UNIVERSAL ADJUSTABLE TABLE FOR VACUUM PUMP

Durable painted steel table with easy assembly!

Designed to adapt to all your needs with outstanding versatility!


- **COMPATIBLE WITH ALL VACUUM PUMP MODELS:** a universal and reliable solution.
- **HIGH LOAD CAPACITY:** supports up to a maximum of 1000 lbs.
- **ADJUSTABLE DESIGN:** the top platform and bottom shelf can be easily set to the desired height, offering optimal flexibility for your projects.
- **MULTI-PURPOSE USE:** can also serve as a very practical workbench for various tasks.
- **COMPACT DIMENSIONS:** 48" x 23", fits perfectly into any workspace.

Combine versatility, durability, and practicality with this must-have table for your workshop!



661640

DIAPHRAGM VACUUM PUMPS (IDEAL FOR SMALLER PRODUCERS)



Source : 120 volts

ADVANTAGES

- > Pumps up to 22" Hg (A-B-C) and 28" Hg (D);
- > Works without a sap extractor;
- > Easy to use and very compact;
- > Liquid won't damage the pump;
- > Can run dry without problem.

Inline filter required to prevent ice from going in the pump. See page 79.

Note: These pumps must be protected from freezing.



Replacement diaphragm

G500SK-13

A	Single diaphragm vacuum pump (electric)	Up to 400 taps	669512
	Double diaphragm vacuum pump (electric)	Up to 800 taps	669514
B	24 VDC double diaphragm pump Minimum of 12 hours of operation when used with 2x 12V DC 60 amp batteries. Batteries not included.	Up to 700 taps	669520
C	24 VDC electric diaphragm pump Minimum 20 hours operation on 2 12VDC 60-amp hour batteries. Battery not included.	Up to 400 taps	669510
D	4 diaphragm pump (electric)	Up to 1 800 taps	669660

2 STAGE LIQUID RING CDL PUMPS

ADVANTAGES

- > Up to 28 Hg
- > No mechanical friction inside the pump.
- > The circulation of water around the rotor creates vacuum
- > Maintenance free
- > Ideal for use in a heated room (cannot freeze)

6.5 HP 208/460V	3PH	(4 000 taps)	5845008G15HP
6.5 HP 230V	1PH	(4 000 taps)	5845008G45HP
6.5 HP 575V (Canada only)	3PH	(4 000 taps)	5845008G55HP
7.5 HP 208/460V	3PH	(6 000 taps)	5845311G17.5HP
7.5 HP 230V	1PH	(6 000 taps)	5845311G47.5HP
7.5 HP 575V (Canada only)	3PH	(6 000 taps)	5845311G57.5HP
10 HP 208/460V	3PH	(8 000 taps)	5845316G110HP
10 HP 230V	1PH	(8 000 taps)	5845316G410HP
10 HP 575V (Canada only)	3PH	(8 000 taps)	5845316G510HP

PROVEN RELIABILITY FOR OVER 40 YEARS!



PHASE CONVERTERS

Factory preprogrammed

Available on 550V. (Canada only)



NEW!

	1 > 3 PHASE CONVERTER	3 PHASE DRIVE
1.5 HP	66111DA*	-
2 HP	66112DA*	-
3 HP	66113DA*	-
3 HP	66113DA-460**	-
5 HP	66115DA*	-
5 HP	66115DA-460**	-
7.5 HP	66129DA*	-
10 HP	66118DA*	66115DA*
15 HP	66015DA*	66129DA*
20 HP	66120DA*	66118DA*

* 230V > 208V CONVERTERS

** 460V CONVERTERS



OIL FOR RECLAIMERS



High vacuum oil,
18,9 L
Grade 32
663532

Oil recommended by



VACUUM OIL FOR VANE PUMPS



Vacuum oil, 10 L
Grade 60
Ideal for DeLaval pump
Without reclaimer
663549

Oil recommended by



AUTOMATIC STARTERS



	120V	230V	575V CANADA ONLY
1 & 2 HP	-	66573	-
1.5 HP	66574	-	-
3 HP	-	66571	66590
5 HP	-	66562	66595
7.5 HP	-	66561	66588
10 HP	-	66563	66569

AUTOMATIC STARTERS



A



B



C

A	Temperature controlled automatic starter	669375
B	Manual adjustment kit for converter	68100
C	Vacuum transmitter probe	GRD1632

VACUUM REGULATOR



CDL vacuum regulator 721212

HIGH VACUUM OIL FOR AIRTECH AND CDL VANE PUMPS



Vane pump oil ISO 22 3.78 L 6635378

Vane pump oil 22
20 L
663520

Oil recommended by



GAUGES



VACUUM
A



DIGITAL VACUUM
B



PRESSURE
C



GLYCERIN PRESSION
D

A	Vacuum	2,5" 0-30 HG SS	64011SS	D	Glycerin pressure	2,5" 0-100 PSI SS rear outlet	663331SS
		4" 0-30 HG SS 3 % precision	66120SS			2,5" 0-200 PSI SS rear outlet	663349SS
B	Digital vacuum	0-30 HG	64019			2,5" 0-600 PSI SS rear outlet	663337SS
C	Pressure	2,5" 0-100 PSI SS bottom outlet	64010SS			2,5" 0-1 000 PSI SS bottom outlet	64014SS

PRESSURE PUMPS (VACUUM)



**220V
OTHER VOLTAGES
AVAILABLE
UPON REQUEST**

GOULD PUMPS NPE SERIES

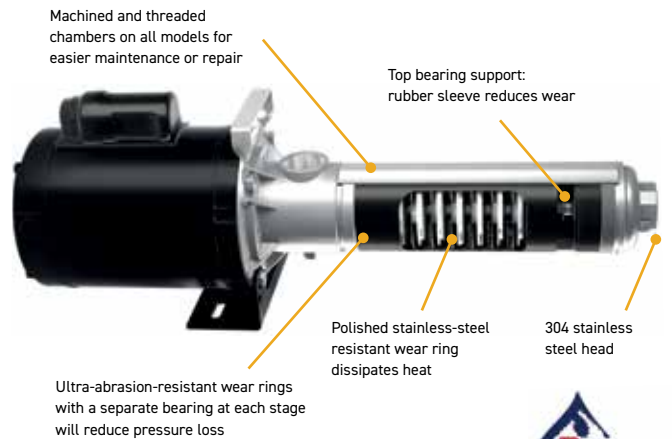
3/4 HP	1 st	669003
1 HP	1 st	669000
1-1/2 HP	1 st	669001
2 HP	1 st	669006
3 HP	1 st	669007
2 HP	2 st	669020
3 HP	2 st	669021
5 HP	2 st	669015
2 HP	3 st	669024
3 HP	3 st	669022
5 HP	3 st	669042

1 st:
Water inlet 1¼"
Water outlet 1"
40 GPM

2 st:
Water inlet 1½"
Water outlet 1¼"
80 GPM

3 st:
Water inlet 2"
Water outlet 1½"
120 GPM

Up to 67 PSI. Call one of our experts to determine the speed and power of your pump.



POMCO PUMPS PXP SERIES - 230V 1 PHASE

6 GPM	1 HP	66PXP06G41HP-1	25 GPM	1 HP	66PXP25G41HP-1
10 GPM	1 HP	66PXP10G41HP-1	25 GPM	2 HP	66PXP25G42HP-1
10 GPM	2 HP	66PXP10G42HP-1	25 GPM	3 HP	66PXP25G43HP-1
10 GPM	3 HP	66PXP10G43HP-1	35 GPM	2 HP	66PXP35G42HP-1
15 GPM	1 HP	66PXP15G41HP-1	35 GPM	3 HP	66PXP35G43HP-1
15 GPM	2 HP	66PXP15G42HP-1	35 GPM	5 HP	66PXP35G45HP-1
15 GPM	3 HP	66PXP15G43HP-1	50 GPM	3 HP	66PXP50G43HP-1
			50 GPM	5 HP	66PXP50G45HP-1

**OTHER VOLTAGES AVAILABLE
PLEASE CONTACT YOUR CDL STORE**



**Goulds pumps also available.
Contact us for more details.**



SCAN TO SEE THE VIDEO
bit.ly/cdlvideos



NEW SMALL SILOS

CDL VERTICAL SILOS

SPECIFICALLY DESIGNED FOR SUGARING NEEDS

- ✓ Superior quality, CDL fabrication in brushed stainless steel
- ✓ Reinforced urethane insulated base with anchor points
- ✓ Sloped bottom for complete drainage
- ✓ Available in several sizes

DIAMETER	HEIGHT	(US GAL.)	(IMP. GAL.)
4 FEET	10 FEET	820	682
6 FEET	10 FEET	1915	1595
6 FEET	15 FEET	2915	2425
8 FEET	7,5 FEET	2650	2210
8 FEET	10 FEET	3570	2975
8 FEET	12,5 FEET	4520	3765
8 FEET	15 FEET	5465	4550
8 FEET	20 FEET	7325	6100
8 FEET	25 FEET	9200	7660
12 FEET	10 FEET	8050	6700
12 FEET	15 FEET	12 255	10 200
12 FEET	20 FEET	16 480	13 720
12 FEET	25 FEET	20 730	17 260
12 FEET	30 FEET	24 800	20 650



- INCLUDES:**
- > 360° rotating spray ball
 - > Manhole at the bottom
 - > Water inlets (1 from bottom and 1 from above) and outlet 3"
 - > Air vent with screen for venting without bugs or any undesirable debris

- SILO 4 ET 6 FEET:**
- OPTIONAL AVAILABLE:**
- > Stainless steel top feed plumbing
 - > Stainless steel supply plumbing for rotating spray ball
 - > Attachment plate
 - > Washing system with access
 - > Ladder (no gateway or roll cage option)

- SILO 6 FEET ONLY:**
- > Gateway
 - > Transmitter protection box

CDL TRANSPORT TANKS

OUR LINE OF TRANSPORT TANKS

Available in five different sizes to suit all your needs!



SPECIALLY DESIGNED FOR MAPLE SUGARING NEEDS!

- ✓ Robust construction in grade 304 stainless steel with brushed finish.
- ✓ Domed ends and reinforced structure which increases the overall strength of the tank.

INCLUDED:

- > 1x 3" inlet > 1x 3" outlet > Lifting anchors
- > 8" inspection hole on the 500 gallons
- > 24" inspection hole for the 1100, 2200, 3200 and 4100 gal.
- > Anti-wave separation for the 1100, 2200, 3200 et 4100 gal.

AVAILABLE OPTIONS:

- > Visual water level > Single wash ball
- > Ladder > Double wash ball
- > Graduated ruler > Triple wash ball


		INSPECTION HOLE	ANTI-WAVE SEPARATION	
550 US Gal.	458 IMP Gal.	8"		66TR550
1 100 US Gal.	916 IMP Gal.	24"	✓	66TR1100
2 200 US Gal.	1 832 IMP Gal.	24"	✓	66TR2200
3 200 US Gal.	2 665 IMP Gal.	24"	✓	66TR3200
4 100 US Gal.	3 414 IMP Gal.	24"	✓	66TR4100



**ROUND BOTTOM TANKS
SMALL AND LARGE CAPACITY**

**MORE THAN 125 SIZES AVAILABLE
FROM 50 to 7 500 gallons.**

Complete listing on our website



ADVANTAGES

- > Food grade and strong high quality welds allow complete sanitizing;
- > Made of bright 304 stainless steel.

Elevated 6" for easier plumbing

**Personalize your tank!
Contact us for more information.**

EXTRACTOR SUPPORTS

SUPPORT KITS

2' wide	672078
3' wide	672079
4' wide	672080
5' wide	672081
6' wide	6720821
7' wide	672082

All of our extractor supports can be adjusted to the desired depth.

Stainless steel



**PROUD MANUFACTURERS,
WE DESIGN AND PRODUCE OUR
EQUIPMENT IN OUR OWN FACTORIES,
THANKS TO THE EXPERTISE
OF OUR EMPLOYEES.**

TANK WASHER WITH REMOTE CONTROL

Innovative feature!



Labor-saving automated tank washing



Several sizes available. Contact your CDL sales representative!

SCAN TO SEE THE VIDEO
bit.ly/cdlvideos



UNIVERSAL MIXER AND STAINLESS STEEL SUPPORT



Universal mixer for 4', 5', 6' and 7' wide tank

6792034

Adjustable stainless steel support.
1/2 HP motor at 30 RPM,
115 Volts with 10' electric cord.

Note: a cut in length may be required to adjust the height. Prices are available upon request.

PLUGS



		FOR TANKS	
1-1/2"	5' rod		678112
2"	5' rod		678123
2"	7' rod	NEW	6781237
3"	7' rod		67BOUCH37

TANK LEVEL CONTROL



6' level control for CDL tanks 73500-6

ADVANTAGES

- > The CDL tank level controls are made entirely of stainless steel;
- > In addition, you can very quickly and easily adjust the desired sap level where the pump will start;
- > The solidity of CDL controls prevent breakage caused by ice.

ADAPTORS



FOR PLASTIC TANKS

1/2"	RA5012
3/4"	RA5032P
1"	RA5034P
1-1/4"	RA5036P
1-1/2"	RA50309P
2"	RA5042P
3"	RA5454P

FOR STAINLESS STEEL TANKS

1-1/2"	676401
2"	676402
3"	676403
4"	676404



**NOT IN STOCK IN THE USA
UPON REQUEST ONLY**

HORIZONTAL PLASTIC TANKS

US GALLONS	DIAMETER X HEIGHT	LID SIZE	OUTLET	
35	20" x 23" x 29"	5"	3/4"	HOR035
55	23" x 26" x 34"	5"	3/4"	HOR055
65	23" x 27" x 43"	5"	3/4"	HOR065
125	32" x 35" x 42"	8"	2"	HOR125
225	38" x 41" x 49"	8"	2"	HOR225
325	38" x 43" x 68"	16"	2"	HOR325
425	49" x 54" x 60"	16"	2"	HOR425
525	49" x 54" x 71"	16"	2"	HOR525
725	49" x 54" x 101"	16"	2"	HOR725
1 025	49" x 54" x 139"	16"	2"	HOR102
1 625	63" x 68" x 139"	16"	2"	HO1625



Elliptical tanks also available
Ask your representative!

Adaptors and level indicator included.
Galvanized bands not included.



Adaptors and level indicator included.

VERTICAL PLASTIC TANKS

US GALLONS	DIAMETER X HEIGHT		
LARGER BASE			
100	28" x 43"		VER100
305	46" x 50"		VER305
550	67" x 42"		VER550
1 100	87" x 53"		VE1100
1 550	87" x 67"		VE1550
1 700	87" x 74"		VE1700
2 100	87" x 89"		VE2100
2 500	95" x 91"		VE2500
3 000	95" x 109"		VE3000
SMALLER BASE			
25	18" x 29"		SPS025
50	18" x 53"		SPS050
65	23" x 43"		SPS065
75	23" x 49"		SPS075
105	23" x 63"		SPS105
165	31" x 56"		SPS165
200	30" x 72"		SPS200
250	30" x 89"		SPS250
300	36" x 79"		SPS300
500	48" x 73"		SPS500
750	48" x 103"		SPS750
1 000	64" x 80"		SP1000
1 500	64" x 116"		SP1500

SPECIAL APPLICATION



Applicator tank
Available size: 12 US gallons.



PCO tank
Available sizes: 30 to 300 US gallons.

TANKS - VARIOUS MODELS



For pickup truck

A



SPE300

B



SPE400

	US GALLONS	WIDTH X HEIGHT X LENGTH	LID SIZE	OUTLET	
	210	51" x 39" x 28"	8"	2"	PUP210
A	325	62" x 49" x 33"	8"	2"	PUP325
	425	65" x 49" x 39"	8"	2"	PUP425
B	300	29" x 49" x 62"	16"	1-1/4"	SPE300
	400	29" x 71" x 66"	16"	1-1/4"	SPE400

TANK STRAINER BASKETS



For 5" cover	STBA05
For 8" cover	STBA08
For 12" cover	STBA12
For 16" cover	STBA16

REPLACEMENT LIDS AND COLLARS

16" solid, non-ventilated cover	LIDP16S
16" ventilated, requires central cover	LIDP16
5" ventilated, for center of 16" cover	LIDPV5
8" solid, non-ventilated cover	LIDP08
5" ventilated 16" cover	LIDP05
8" threaded replacement collar	COL008
12" threaded replacement collar	COL012

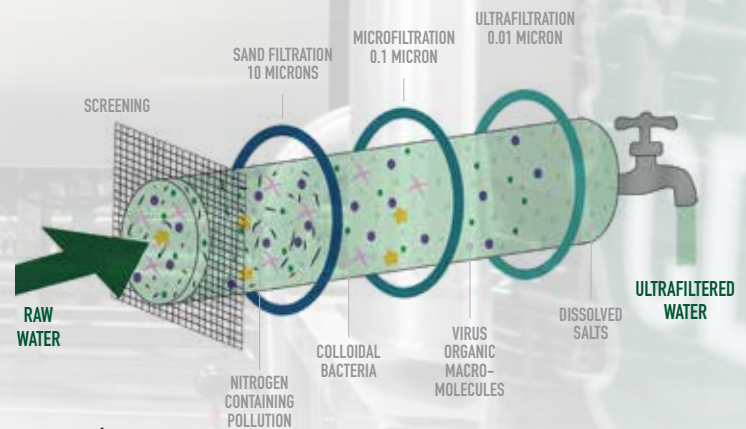
ULTRAFILTRATION

CDL quality standards and simplified operations

- Designed and made for very fine filtration of maple sap, birch sap and concentrate
- Eliminates bacteria, yeast and other organic particles from liquids
- Improves sap and concentrate preservation time



- Eliminates all bacteria and yeast present in the sap;
- Increases preservation time of sap and concentrate at room temperature;
- Reduces sap waste after long distance transport;
- Produces pure and clear sap;
- Essential for maple syrup producers that want to bottle maple sap;
- Can be used to prevent production of stringy maple syrup when the days are warm during or at the end of the season.



SCAN TO SEE
THE VIDEO

bit.ly/cdlvideos



GLASS BEAD FILTRATION SYSTEM

THIS IS THE FILTRATION EQUIPMENT THAT WILL HELP YOU SAVE YOUR CONCENTRATOR PRE-FILTERS*. YOU WILL BENEFIT FROM CLEANER SAP TO ACHIEVE BETTER CONCENTRATION PERFORMANCE AND REDUCE THE NUMBER OF PRE-FILTER CARTRIDGES USED DURING THE SEASON!*



- Reliable and easy-to-use system that can operate over long periods of time
- Filtration from 1 to 3 microns
- Durable food grade stainless steel design
- Considerable savings on your disposable cartridges for a quick return on investment
- Easy daily cleaning with backwash function
- Self-cleaning drainage retaining glass beads inside the equipment
- Only one type of glass beads (media) needed
- Little annual maintenance

4 MODELS AVAILABLE

to meet all your maple sap pre-filtration needs!

Models	Dimensions Dim. x Height	Glass beads (Kg)	Number of bags
27 GPM	24" X 32"	38	2
83 GPM	36" x 40"	200	8
105 GPM	40" x 44"	300	12
167 GPM	48" x 52"	500	20

*Note that glass bead filters do not replace the 5 micron pre-filters in your concentrator.

UNMATCHED ON THE MARKET!

Fully stainless steel inner strainer for increased durability.





CDL NANO RO AND NANO RO MAX REVERSE OSMOSIS SYSTEMS

**PERFECT FOR SMALLER PRODUCERS
AND EASY TO USE**

**REDUCE
YOUR
BOILING
TIME**



- > SIMPLE AND EFFICIENT DESIGN
- > THREE STEP PRE-FILTRATION TO ELIMINATE IMPURITIES
- > EFFICIENT MEMBRANE SYSTEM
- > INCLUDES 600 GPD MEMBRANE, CARTRIDGE PRE-FILTERS AND HOOK-UP TUBING
- > LOW ELECTRIC CONSUMPTION 110 VOLTS

		
Product number	81018	81015
Number of taps	50 to 250	250 to 750
Capacity	Removes up to 30 GPH of filtrate	Removes up to 35 GPH of filtrate
Concentration	4 to 5 Brix in batch	6 to 7 Brix in batch
Weight	17.19 kg	31.75 kg
Recirculation	Yes, pump dedicated to recirculation	Yes, pump dedicated to recirculation
Freezing	Does not tolerate	Does not tolerate
Membranes	3 membranes (3" x 12") (800 GPD)	2 membranes (4" x 20")

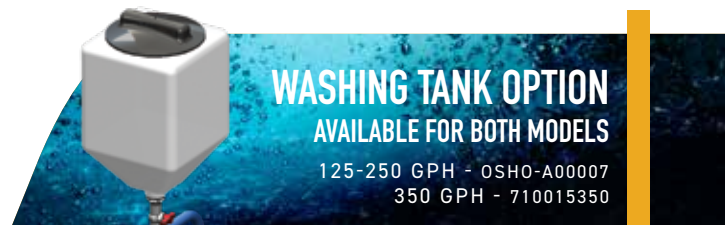
VERTICAL HOBBY REVERSE OSMOSIS SYSTEMS



- > Ideal up to 2000 taps
- > 125 GPH to 250 GPH (1 or 2 posts)
- > Main unit in stainless steel
- > Frame on wheels for easy moving
- > Easy drainage
- > Pump in stainless steel
- > 4" post in stainless steel
- > Membrane: CDL MRO
- > High and low pressure protection
- > Power :
120 volts (17 Amps),
240 volts (10 Amps)



81125V	120 V	125 GPH
81125V-240	240 V	125 GPH
81250V	120 V	250 GPH
81250V-240	240 V	250 GPH



WASHING TANK OPTION
AVAILABLE FOR BOTH MODELS

125-250 GPH - OSHO-A00007
350 GPH - 710015350

- > Ideal for up to 3000 taps
- > 350 GPH
- > Stainless steel main unit
- > Casters included for easy movement
- > Easy drainage
- > 1.5 hp all stainless steel pressure pump
- > 1 hp recirculation pump included
- > 8" stainless steel membrane housing
- > 8 " 8040 membrane
- > Low-pressure and high-temperature protection
- > Electricity: 240 volts (15 A)



81350V-240

LA FENDEUSE CLASSIC AND DELUXE



Equipment appearance may vary

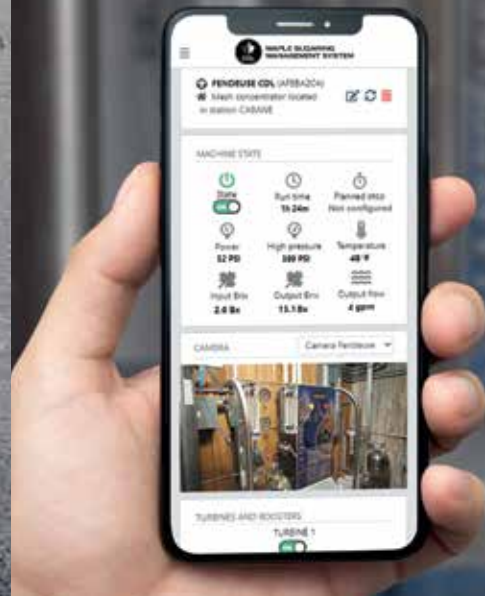
We offer an **ECONO RANGE** of post cart also compatible with La Fendouse Classique and La Fendouse Deluxe can accommodate from **3 to 8 horizontal post** Boosters available (optional)
Ask for information!

CONTROL REMOTELY
 YOUR CURRENT RO FOR AN AFFORDABLE COST!

Add an affordable module to control remotely your current system at your fingertips, no matter which model you have or which company your concentrator is from.

It is a small investment and simple to use!

It's even available for mini ROs! Contact our team to upgrade your current equipment and make your life easier!



FENDEUSE CLASSIQUE	MAIN FEATURES	FENDEUSE DELUXE
500 TO 1500 GPH	GALLON	500 TO 3600 GPH
STAINLESS STEEL	MAIN UNIT	STAINLESS STEEL
NO	FINISHING COVERING IN STAINLESS STEEL	YES
PLASTIC	BOOSTER PUMPS	STAINLESS STEEL
1	MAXIMUM NUMBER OF PUMPS PRESSURE (TURBINES)	2
5 HP 7,5 HP	HP FORCES OF PUMPS PRESSURE (TURBINES)	5 HP 7,5 HP
1 X 5 HP 1 X 7,5 HP	POSSIBLE COMBINATIONS FOR PRESSURE PUMPS (TURBINES)	1 X 5 HP 1 X 7,5 HP 2 X 5 HP 1 X 5 HP + 1 X 7,5 HP 2 X 7,5 HP
2	MAXIMUM NUMBER OF 20" PREFILTERS	3
3 VERTICALS	MAXIMUM NUMBER OF MEMBRANES (POSTS)	1 TO 2 VERTICALS 3 TO 8 ON RO POST CART
YES	POSITIVE RECIRCULATION SYSTEM	YES
YES	SUBMERSIBLE MOTOR MAINTENANCE FREE	YES
YES	HIGH PROTECTION TEMPERATURE AND LACK OF WATER	YES
15 BRIX	MAXIMUM CONCENTRATE BRIX IN ONE PASS	30 BRIX



HERO

MODULAR CONCENTRATORS

100%
MODULAR!

Available in **STANDARD** (manual) or **INTELLIGENT** (automated) models

Photo: heRO-4T Intelligent Model



Model appearance may vary.

**FROM 720
TO 7200 GPH**

**CONCENTRATE
FROM 1.5 BRIX TO
30 BRIX IN ONE PASS,
EVEN AT THE END OF
THE SEASON!**

- > Stainless steel pressure pumps (turbines)
- > Positive recirculation system that allows operation for several hours without loss of performance. This unique system extends the life of the membranes.
- > Posts: Very reliable maintenance-free submersible motors for over 15 years
- > Low pressure protection now controlled by differential pressure, making it easier to manage filtration unit changes.
- > High pressure protection

NEW OPTIONS

AUTOMATED MODEL

MANUAL MODEL

INCLUDED	OPTIONAL	REMOTELY CONTROL	INCLUDED	OPTIONAL
----------	----------	------------------	----------	----------

VALVE MANAGEMENT

Maple water tank supply control	✓		✓	✓
Permeate tank feed control	✓		✓	✓
Wash tank valve supply control	✓		✓	✓
Wash tank drain control	✓		✓	✓
Concentration valve control	✓		✓	✓
Pressure valve control	✓		✓	✓
Concentrate outlet valve control	✓		✓	✓
Permeate outlet valve control	✓		✓	✓

ACCESSORIES

Brix reading (input and/or output)		✓	✓	✓
Digital readout of concentrate flow		✓	✓	✓
Digital readout of permeate flow		✓	✓	✓
Concentrate reading at the arrival of the tank			✓	✓
Visualization of the sap tank level		✓	✓	✓
Visualization of the permeate tank level		✓	✓	✓
Visualization of concentrate level		✓	✓	✓
Conductivity reading		✓		✓
pH reading		✓		✓
Open drain valve safety on concentrate tank			✓	
Multi-cartridges dedicated to washing				✓
Brix departure management				✓
Soap pump			✓	✓
Acid pump			✓	✓

PROCESSES/ACTIONS

Brix control		✓	✓	✓
Rinse after wash				✓
Custom washes configuration				✓
Start of a tank washing cycle while concentrating				✓
Departure of your cooling unit from your concentrate tank				✓
Desugaring after concentration			✓	
Repetitive hot water loop			✓	
Preventive management of membrane clogging				✓
Intelligent management of maple sap if 2 concentrate tanks				✓
End of concentration at lower flow rate with turbine management				✓
Shutdown protection depending on the opening of the pressure control			✓	
Washing pH control management				✓
pH neutralization				✓
Washing management according to the permeability test (PWP) in regards of the biological standards				✓

heRO INTELLIGENT VS REMOTE CONTROL

If your model is Intelligent, you will automate and manage 100% remotely all the features of your concentrator according to the defined parameters.

If your model is Manual, you can add control modules that allow you to perform certain functions remotely. However, this does not make it intelligent; you will have to perform the actions one after the other through the interface. This will require supervision.

MAIN UNIT

FEED PUMPS

heRO 1T - heRO 2T	1 x 1 HP 1 x 3 HP	1 x 2 HP 1 x 5 HP
-------------------	----------------------	----------------------

heRO 3T - heRO 4T	1 x 7,5 HP
-------------------	------------

heRO 4T	2 x 7,5 HP
---------	------------

PRESSURE PUMPS (TURBINES)

heRO 1T	1 x 5 HP-Eco 1 x 5 HP 1 x 7,5 HP
---------	--

heRO 2T	1 x 7,5 HP ou 2 x 7,5 HP* *5,5 HP combination available
---------	--

heRO 3T	2 x 7,5 HP ou 3 x 7,5 HP* *5,5 HP combination available
---------	--

heRO 4T	3 x 7,5 HP ou 4 x 7,5 HP
---------	--------------------------

FILTRATION

heRO 1T - heRO 2T	2 single 20" pre-filters 4 single 20" pre-filters
-------------------	--

heRO 1T - heRO 2T - heRO 3T	1 multi-cartridge (equivalent to 1x5 20" pre-filters) 2 multi-cartridges (equivalent to 2x5 20" pre-filters)
-----------------------------	---

heRO 4T	4 multi-cartridges (equivalent to 4x5 20" pre-filters)
---------	--

RO POST CART

NUMBER OF POSTS AND MEMBRANES

heRO 1T	1 to 7 membranes
---------	------------------

heRO 2T	6 to 10 membranes
---------	-------------------

heRO 3T	12 to 16 membranes
---------	--------------------

heRO 4T	16 to 21 membranes
---------	--------------------

POST AND MEMBRANE CONFIGURATIONS

Single membranes = 15 Brix max


Single membranes + booster pump = 30 Brix max

Single + double membranes = 15 Brix max

Single + double membranes + booster pump = 30 Brix max

CDL RO POST CART 2.0

40 RO POST CARTS
CONFIGURATIONS AVAILABLE. CONTACT US!




Example above: Intelligent RO post cart with 21 single posts

ADVANTAGES


- > All stainless steel plumbing
- > High flow rate rinsing
- > Drainage of the whole cart by gravity (optional)
- > Modular, possibility to add membranes over time according to your needs.
- > Simplified addition of membranes
- > Available in manual or automated model
- > Individual flow meter at the end of each membrane for faster diagnosis
- > On casters to facilitate movement and/or installation of the membranes
- > Easy addition of booster pumps
- > High-speed wash

Buy a bigger RO post cart to better plan your future expansion.

You will only need to add the additional posts and membranes over time.



Example above: Manual RO post cart with 4 single posts



Example above: Manual RO post cart with 10 single posts



Example above: Intelligent RO post cart with 2 single posts and 3 double posts

We offer the best membrane washing service!
Details in-store!

MULTIPLE CARTRIDGE HOUSING



Stainless steel multiple filtration cartridge housing (holds 5 pre-filters)
 665056

Stainless steel base for the multiple cartridge housing
 7100101

Interior support only
 665068

Change your RO prefilters in 1 minute!

ADVANTAGES

- > Designed and manufactured by CDL;
- > Quick and easy filter changes;
- > High filtration capacity;
- > Creates no restrictions at the entrance of the RO.

PREFILTERS

	Pre-filter cartridge 5 mic. 9-7/8"	6682101
	Pre-filter cartridge 5 mic. 20"	66821
	10" synthetic filter protectors 12/pkg	66207
	20" synthetic filter protectors 12/pkg	66208
	6-1/2" plexiglass cover	66270
	10" filtration bag 6-1/2"x16"	EV BAG 100
	20" filtration bag 6-1/2"x32"	EV BAG 200
	30" filtration bag 6-1/2"x30"	66823-30
	16" filtration bag with cord	668178
	30" filtration bag with cord	668177




MEMBRANES & STORAGE CANISTERS

4" membrane		660404023
8" membrane		660804023
16" membrane		660016
nanO-RO		
800 GPD membrane (3" x 12")	Nano-RO	660608
membrane (4" x 20")	Nano-RO Max	6606001



A	4" storage canister	724204
B	8" storage canister	724225
	16" storage canister	724226

MISCELLANEOUS

	Food grade o-ring grease 6 g	66531
	Food grade o-ring grease 150 g	66535
	Wrench for blue filter	662283
	10 GPM Bluewhite flowmeter	661042
	1/4" NPT valve x Tube 90°	6622312
	4" membrane U-cup	66402
	8" membrane U-cup	66401

CLEANING AND STORAGE SOLUTIONS



**TRUST THE CDL BRAND
FOR CLEANING AND
STORAGE SOLUTIONS.
QUALITY. EFFICIENCY.**



A	Citric acid 1 kg (powder)	66994	G	Organic membrane soap 4 L (liquid)	6624130
B	Superflow soap 4 L (liquid)	66230	H	Organic membrane soap 20 L (liquid)	6624530
C	Superflow soap 20 L (liquid)	66232	I	Organic membrane soap "Superflow green" 1 kg (powder)	662403
D	Superflow soap 1 kg (powder)	6624909	J	Organic soap "Superflow green" 22.7 kg (powder)	662402
E	Superflow soap 20 kg (powder)	66239	K	Storage solution 1 kg	80000
F	Peracetic cleaner 4 L	66298	L	50/50 Glycol 20 L	88020
				50/50 Glycol FDA heating recofreeze 20 kg (Master-E)	67ELGL20

MEASURING INSTRUMENTS

	pH 0-2,5 Papers 50/pkg	668802
	pH 10-13 Papers 50/pkg	668813
	Calibration solution pH 10 500 ml	718866
	Calibration solution pH 4 500 ml	718865
	PH tester	665514
	Portable conductivity tester	718856
	Heating element 3 000 W - 240 V	66493

FILTERS

	1-1/2" line filter + 24-micron cartridge	6615024
	1-1/2" 24-micron filter cartridge only	660024
	1-1/2" line filter only	6615024K
	2" line filter + 24-micron cartridge	6620604
	2" 24-micron filter cartridge only	660025
	2" line filter only	6620604K
	20" complete blue filter housing	665050

THE 100% ELECTRIC, INTELLIGENT
AND AUTOMATED EVAPORATOR!

MASTER-E!



 **EXCLUSIVE**


NEW BRIX READER ON THE MASTER-E

Syrup Brix control is now better than ever with the CDL Brix Reader. Designed for optimal accuracy, it measures the Brix in real time, ensuring maximum efficiency in your production.



MAPLE SUGARING
MANAGEMENT SYSTEM

✔ **EXCEPTIONAL PRODUCTIVITY:**

Up to 3 barrels* of syrup per hour with a concentrate of 30 Brix.

*Under optimal operating conditions

✔ **ENERGY SAVINGS:**

Production cost as low as \$2.75* per barrel. *Calculated at \$0.10/kW CAD

✔ **SIMPLICITY AND AUTONOMY:**

Fully automated system — monitors and adjusts the process for consistently high-quality syrup, without intervention.

✔ **UNMATCHED EFFICIENCY:**

Fast preheating, recovery of 100% of the sugars.

✔ **AUTOMATED WASHING:**

Predefined and customizable washing sequences.

✔ **REMOTE CONTROL:**

Connected in real time, controllable from your phone, tablet, or computer.

✔ **ADAPTED TO VARIED NEEDS:**

Can operate with concentrates ranging from 15 to 30 Brix. Available in 75 HP or 100 HP models.

	100 HP Master-E			
	Brix of concentrate			
	15	20	25	30
Ratio kW/gal.	2.64	1.47	1.10	0.88
\$ Cost / imp. gal	\$0.26	\$0.15	\$0.11	\$0.09
\$ Cost / U.S. gal	\$0.22	\$0.13	\$0.09	\$0.08
\$ Cost / Barrel (34 imp. gal, 40 U.S. gal)	\$8.84	\$5.10	\$3.74	\$3.06

Based on a price of \$0.10 CAD / kW/h

	75 HP Master-E			
	Brix of concentrate			
	15	20	25	30
Ratio kW/gal.	2.41	1.47	1.06	0.79
\$ Cost / imp. gal	\$0.24	\$0.15	\$0.11	\$0.08
\$ Cost / U.S. gal	\$0.20	\$0.13	\$0.09	\$0.07
\$ Cost / Barrel (34 imp. gal, 40 U.S. gal)	\$8.16	\$5.10	\$3.74	\$2.72

Based on a price of \$0.10 CAD / kW/h



POWER SUPPLY BY MODEL			
67EL4603	460V	575V	230V (three-phase)
67EL2401	240V (single phase)		

CHOOSE INNOVATION, CHOOSE THE MASTER-E FOR MODERN AND EFFICIENT PRODUCTION!



Wood model shown

SCAN TO SEE
THE VIDEO

bit.ly/cdlvideos



AVAILABLE SIZES:
3' x 11' to 7' x 18'



**50/50 CONFIGURATION
AVAILABLE!**

THE MASTER OF EVAPORATORS

FOR THE FOLLOWING REASONS:

- > Rugged and quality construction
- > Energy efficient
- > Easy to operate
- > Boiling stability
- > Boiling conditions adjustment and flexibility from 2 to 35 Brix
- > Longer boiling time without pan change
- > Flavor and authenticity of maple syrup
- > Evaporation performance
- > Energy costs / labor per barrel
- > Easy cleaning

AVAILABLE OPTIONS:

- > Syrup flow reverser
- > Double pass flue pan
- > Syrup drip tray
- > Multi-pass syrup pan
- > Permeate or concentrate preheater
- > Mechanical or electrical level control
- > Control panel with 110 V electric outlet
- > Front/rear Protect-O
- > Front/Rear pan washer
- > Motorized level control (ON-OFF)



TO GUIDE YOU IN CHOOSING YOUR NEW MASTER EVAPORATOR, HERE ARE SOME THINGS TO CONSIDER DEPENDING ON THE FUEL.

WOOD EVAPORATORS

- > Self-sufficiency and fuel availability
- > Independence on energy costs (low and stable)
- > 100% renewable energy
- > Valorization of non-marketable wood from your sugarbush
- > Feeding of the evaporator can be facilitated by mechanical equipment

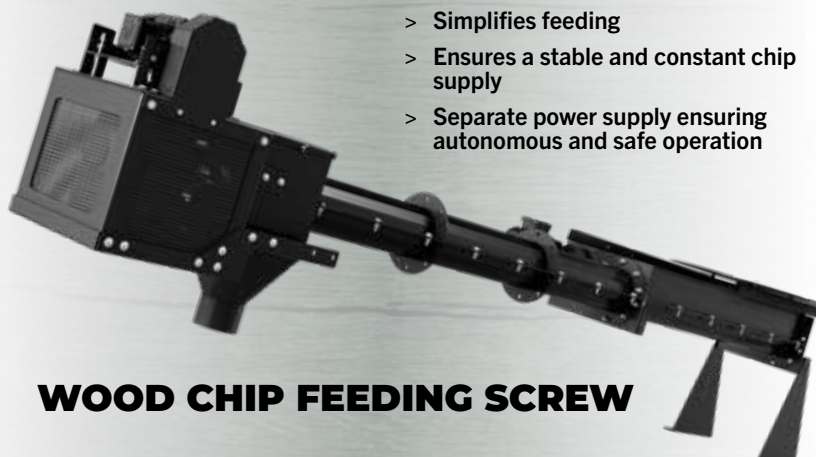
Master evaporator - wood

	Brix of concentrate			
	15	20	25	30
Ratio Cord / imp. gal	0.0065	0.0047	0.0032	0.0025
\$ Cost / imp. gal	\$0.65 (CAD)	\$0.47 (CAD)	\$0.32 (CAD)	\$0.25 (CAD)
\$ Cost / U.S. gal	\$0.81 (USD)	\$0.58 (USD)	\$0.40 (USD)	\$0.31 (USD)
\$ Cost / Barrel (34 imp. gal, 40 U.S. gal)	\$21.99 (CAD) \$32.34 (USD)	\$15.82 (CAD) \$23.26 (USD)	\$10.99 (CAD) \$16.17 (USD)	\$8.48 (CAD) \$12.47 (USD)

Based on a price of \$100 CAD (\$150 USD) / wood cord (24" x 4' x 8')



- > Ease of supply from the chip reserve
- > Simplifies feeding
- > Ensures a stable and constant chip supply
- > Separate power supply ensuring autonomous and safe operation



WOOD CHIP FEEDING SCREW

WOOD CHIPS EVAPORATORS

- > Self-sufficiency and fuel availability
- > Independence on energy costs (low and stable)
- > 100% renewable energy
- > 100% automated feeding
- > Valorization of non-marketable wood from your sugarbush
- > Quick start, stability of boiling, rapid shutdown and reduced monitoring of operation
- > Simple, effective and easy boiling modulation

Master evaporator - wood chips				
	Brix of concentrate			
	15	20	25	30
Ratio Ft ³ / imp. gal	0.87	0.60	0.44	0.34
\$ Cost / imp. gal	\$0.59 (CAD)	\$0.41 (CAD)	\$0.30 (CAD)	\$0.23 (CAD)
\$ Cost / U.S. gal	\$0.35 (USD)	\$0.24 (USD)	\$0.18 (USD)	\$0.14 (USD)
\$ Cost / Barrel (34 imp. gal, 40 U.S. gal)	\$19.97 (CAD) \$14.25 (USD)	\$13.92 (CAD) \$9.93 (USD)	\$10.30 (CAD) \$7.35 (USD)	\$7.88 (CAD) \$5.62 (USD)

Based on a price of \$0.68 CAD (\$0.49 USD) / ft³ of wood chips

PELLET EVAPORATORS

- > 100% renewable energy
- > Low energy cost
- > 100% automated feeding
- > Quick start, stability of boiling, rapid shutdown and reduced monitoring of operation
- > Simple, effective and easy boiling modulation



Master evaporator - pellet				
	Brix of concentrate			
	15	20	25	30
Ratio Lbs / Gal. US	7.00	5.00	3.50	2.70
\$ Cost / imp. gal	\$1.34 (CAD)	\$0.96 (CAD)	\$0.67 (CAD)	\$0.52 (CAD)
\$ Cost / U.S. gal	\$0.84 (USD)	\$0.60 (USD)	\$0.42 (USD)	\$0.32 (USD)
\$ Cost / Barrel (34 imp. gal, 40 U.S. gal)	\$45.70 (CAD) \$33.60 (USD)	\$32.64 (CAD) \$24.00 (USD)	\$22.85 (CAD) \$16.80 (USD)	\$17.63 (CAD) \$12.96 (USD)

Based on a price of \$0.16 CAD (\$0.12 USD) / lbs of pellets



Master

OIL, NATURAL GAS & PROPANE EVAPORATORS

- > Quick start and stop
- > Boiling stability, reduced operation supervision
- > Boiling modulation available depending on the burner
- > Natural gas: When available, the possibility of being connected to a gas distribution network

Master evaporator - oil

	Brix of concentrate			
	15	20	25	30
Ratio Litre / U.S. gal	0.43	0.30	0.22	0.17
\$ Cost / imp. gal	\$3.12 (CAD)	\$2.18 (CAD)	\$1.60 (CAD)	\$1.23 (CAD)
\$ Cost / U.S. gal	\$1.72 (USD)	\$1.20 (USD)	\$0.88 (USD)	\$0.68 (USD)
\$ Cost / Barrel (34 imp. gal, 40 U.S. gal)	\$106.20 (CAD) \$68.92 (USD)	\$74.09 (CAD) \$48.08 (USD)	\$54.33 (CAD) \$35.26 (USD)	\$41.99 (CAD) \$27.25 (USD)

Based on a price of \$1.60 CAD (\$1.06 USD) / litre

Master evaporator - propane

	Brix of concentrate			
	15	20	25	30
Ratio Litre / U.S. gal	0.66	0.45	0.33	0.25
\$ Cost / imp. gal	\$2.10 (CAD)	\$1.43 (CAD)	\$1.05 (CAD)	\$0.79 (CAD)
\$ Cost / U.S. gal	\$1.91 (USD)	\$1.30 (USD)	\$0.96 (USD)	\$0.72 (USD)
\$ Cost / Barrel (34 imp. gal, 40 U.S. gal)	\$71.31 (CAD) \$76.46 (USD)	\$48.62 (CAD) \$52.13 (USD)	\$35.66 (CAD) \$38.23 (USD)	\$27.01 (CAD) \$28.96 (USD)

Based on a price of \$0.70 CAD (\$0.77 USD) / litre

**THE MOST
ECONOMICAL
ON THE
MARKET!**



**STANDARD
RIELLO
BURNER**

Allows flame modulation between 20% to 100% to perfectly adapt the boil to your need.

Distributes the flame efficiently and more environmentally friendly.



UNIQUE TECHNOLOGY IN THE MAPLE SUGARING INDUSTRY.



STEAM EVAPORATOR



MAIN FEATURES

FUEL	OIL, PROPANE, NATURAL GAS AND GAS COMBINATION
DIMENSIONS	25 HP, 35 HP, 50 HP ET 60 HP without certifications, up to 300 HP
EFFICIENCY	Unmatched evaporation power per square foot
AVAILABLE OPTIONS	Automated washing system, steam pan and flow reverser

INCLUDES:

- > R7 pan only includes sight glass level, draw off valve and electric valve with levato
- > Single inner coil
- > Hood with glass doors
- > Stack, roof jack & collar
- > Stainless steel stand with two 120V electrical outlets
- > Delivery and start-up by a CDL technician

OPTIONAL:

- > Steam blower
- > Pan Washer
- > Steam Pan
- > Sequential automated washing system for steam pans
- > LED light
- > Reverse Flow
- > Double coils
- > Thermoregulator



The R7 steam evaporator from CDL allows evaporation of sap, concentrate or maple syrup from **2 to 66 Brix**.

The R7 offers optimal control of the heat and evaporation intensity allowing great flexibility.

This high-tech and high performance steam evaporation system brings unmatched evaporation per square foot power.

Available from 25 HP to 60 HP without any certifications/license card. Power can reach up to 300 HP depending on the regulations in your area.

STEAM BOILER

- > Very low water level in pan;
- > Ultra-quick start and stop;
- > No need to change coils and cleaning directly in pan;
- > No pan change needed;
- > No risk of burning the pans.

Useful features of steam generator system:

- > Barrel cleaning;
- > Maple syrup warming;
- > Quick and efficient cooking for processing.



DELUXE



CDL's **Deluxe** oil evaporator was designed for small and medium-sized producers.

This evaporator is very efficient and gives its owner an incomparably comfortable and stable boiling experience. This equipment is very reliable and very simple to operate.

To use it is to adopt it!

MAIN FEATURES

FUEL	OIL, NATURAL GAS OR PROPANE
DIMENSIONS	Available in sizes: 2' x 6' to 6' x 18'
CONSUMPTION	Perfect for small and medium producers. Hassle-free boiling stability and easy operation.
AVAILABLE OPTIONS	Automatic draw-off valve. Syrup drip tray. Hood pre-heater. Permeate pre-filter. Steam pan. Protect-O Level controller protection

Interchangeable and reversable sap inlet and outlet

> **100%
REVERSIBLE!**

- > Most proven evaporator in its class
- > Timeless classic look
- > Incomparable value for money
- > Simple and reliable mechanics



Chinook



> **100% REVERSIBLE!**

- > Integrated heat recovery system that:
 - > Preheats combustion air for unparalleled combustion efficiency
 - > Limits energy loss by reducing the chimney temperature
- > Automated combustion air management system that:
 - > Simplifies the operation
 - > Allows you to adjust the evaporation rate according to your needs
 - > Stabilizes power throughout the charging period
- > Manual air adjustment dampers allow fine-tuning combustion adjustments for optimal performance regardless of the type of wood used
- > Luxury aesthetics
100% stainless steel

The most **EFFICIENT** evaporator in the range of wood evaporators with conventional evaporation pan offered by CDL

MAIN FEATURES

FUEL	WOOD (soft or hard)
DIMENSIONS	Available sizes: 2½' x 8' to 6' x 18'
CONSUMPTION	0.24 medium quality wood cord (24") per barrel (32 imp. gal - 40 U.S. gal) of syrup (15 Brix)
IDEAL FOR	Get up to 85% energy efficiency while benefiting from automation and ease of use.

Interchangeable and reversible sap inlet and outlet



> **100% REVERSIBLE!**

- > Automated combustion air management system that:
 - > Simplifies the operation
 - > Allows you to adjust the evaporation rate according to your needs
 - > Stabilizes power throughout the wood loading periods
- > Manual air adjustment dampers allow fine-tuning combustion adjustments for optimal performance regardless of the type of wood used

The most **PERFORMING** evaporator in the range of wood evaporators with conventional evaporation pan offered by CDL.

MAIN FEATURES	
FUEL	WOOD (soft or hard)
DIMENSIONS	Available sizes: 2½' x 8' to 6' x 18'
CONSUMPTION	Wood consumption 40% less than a conventional evaporator
IDEAL FOR	Balance between performance and boiling stability

Interchangeable and reversable sap inlet and outlet



> 100% REVERSIBLE!

- > High evaporation capacity at an affordable price
- > Superior lifespan
- > Even boil: softer in front, aggressive in rear
- > No need to preheat the chimney
- > Full throttle in less than 10 minutes
- > Good operation even in low pressure (bad wind)
- > Fully reversible
- > Small amount of bricks needed
- > Perfect for beginners, easy to operate and very limited risk of error
- > No risk of backdraft and very safe
- > Adjustable boiling intensity

The new **airtight high performance Venturi** evaporators has a unique **artificial draft system** allowing the intake of **primary air at high pressure by suction**. It simply and safely increases the evaporation performance of the evaporator. The Venturi Performance system developed by CDL.

MAIN FEATURES

FUEL	WOOD
DIMENSIONS	12 models from 2'x4' to 4'x15'
CONSUMPTION	Up to 40% more output
AVAILABLE OPTIONS	Wide choice of options available

Interchangeable and reversable sap inlet and outlet

Phoenix

WOOD CHIPS OR PELLETS EVAPORATOR

Ideal for producers of **2000 to 15 000 taps**

A REINVENTED BOILING EXPERIENCE!

Discover our BIOMASS evaporator with a single double-pass tube pan! Simple to operate and easy to maintain! Works with 100% wood chips or 100% wood pellets, the choice is yours!



SCAN TO SEE THE VIDEO

bit.ly/phoenix_evaporator



MODEL FEATURES

FUEL	WOOD CHIPS or WOOD PELLETS
DIMENSIONS	Available in sizes: 3' x 8' - 3' x 10' - 3' x 12'
PERFORMANCE	3.5 gallons / ft ² (With wood chips)
AVAILABLE OPTIONS	<ul style="list-style-type: none"> • Dome • Concentrate preheater • Pan washer • Automatic draw-off valve • Permeate preheater • Stainless steel capping • Protect-O Level controller protection

Interchangeable and reversible water inlet and outlet

Phoenix evaporator - wood chips

	Brix of concentrate			
	10	15	20	25
Ratio Ft ³ / Imp. gal.	1.85	1.15	0.80	0.59
\$ Cost / Imp. gal.	\$ 1.25	\$ 0.78	\$ 0.54	\$ 0.40
\$ Cost / US gal.	\$ 1.04	\$ 0.65	\$ 0.45	\$ 0.33
\$ Cost / Barrel (34 Imp gal, 40 US gal.)	\$ 42.36	\$ 26.38	\$ 18.39	\$ 13.60

Based on a price of \$ 0,68 (CAD) / Ft³ of wood chips

Phoenix evaporator -pellets

	Brix of concentrate			
	10	15	20	25
Ratio Ft ³ / Imp. gal.	18.10	11.27	7.86	5.81
\$ Cost / Imp. gal.	\$ 2.80	\$ 1.75	\$ 1.22	\$ 0.90
\$ Cost / US gal.	\$ 2.34	\$ 1.46	\$ 1.01	\$ 0.75
\$ Cost / Barrel (34 Imp gal, 40 US gal.)	\$ 95.36	\$ 59.39	\$ 41.41	\$ 30.62

Based on a price of \$ 0.16 (CAD) / lbs of pellets



Product appearance may vary.

THE TRADITIONAL EVAPORATORS AVAILABLE IN SIZES: 2-1/2' X 8' TO 5' X 16'

The Traditional CDL evaporator is designed for owners of medium and large sugarbushes wishing to keep the tradition alive of boiling the syrup with firewood while being effective and efficient. This evaporator will provide an incomparable boiling stability. Its robust construction will allow many generations to experience the pleasure of boiling maple syrup.

INCLUDES:

- > 32" high furnace with cast iron grates and 2 doors for wood loading.
- > 1 flue pan with 7" argon welded flues.
- > 2 to 3 argon welded syrup pans for finishing (depending on model)
- > Front and rear float boxes.
- > Stainless steel connections, drain valve and draw-off valve.
- > Complete chimney (twice the length of the evaporator) including the stack.
- > 1 rope operated stack cover.
- > Water level on flue pan.

HOBBY EVAPORATORS

The CDL Hobby Evaporator is designed for recreational producers who want to enjoy springtime, while boiling small quantities of maple sap to produce a few gallons of maple syrup per season.

SYRUP DRAW-OFF NOW FULLY REVERSIBLE!



One pan model

One flue pan and one syrup pan model

Product appearance may vary.

18" X 48" INCLUDES:

- > Stainless steel furnace with steel grids
- > Stainless steel stack
- > 18" x 48" 304 stainless steel argon welded pan
- > Stainless steel draw-off valve

18" X 48" evaporator with 2-way flat pan
1 to 75 taps
6700102WD

18" X 48" Evaporator with 18" x 36" flue pan and 18" x 12" syrup pan
50 to 125 taps
6700102WP

AVAILABLE OPTION:

- > Pre-heating pan 67112WPARE

18" X 60" INCLUDES:

- > 18" x 42" flue pan
- > 18" x 18" syrup pan
- > Float box with rear control level.
- > Complete smoke stack.

18" x 60" 5" flue pan
100 to 200 taps
67001



**Combine your evaporator with a Nano RO.
It will reduce your boiling time! See page 70.**

16" X 32" HOBBY PRO EVAPORATOR

The perfect solution for small producers that want an efficient and affordable wood evaporator to turn sap into maple syrup!

INCLUDES:

- | | |
|---|---|
| > Stainless steel base | Stainless steel evaporator base (16" x 32") |
| > Angle iron grates | 670090200SS |
| > Ceramic wool | Flat bottom pan |
| > 6' of 6" smoke stack and 1 elbow 6" x 90° | 670090215 |
| | 3-way pan |
| | 670090214 |

OPTIONAL:

- | | |
|---------------|-----------|
| > Reheat pan | 670090218 |
| > Pan cover | 67WPC032 |
| > 2 wheel kit | 670090213 |
| > Thermometer | EITC0306 |

Requires bricking kit 1-1/4" x 4-1/2" x 9" (not included).
670090217

IDEAL FOR UP TO 25 TAPS



CONFIGURABLE TO YOUR NEEDS



EASY TO ASSEMBLE

IDEAL FOR UP TO 75 TAPS

24" X 48" HOBBY PRO EVAPORATOR

Benefit from the same advantages as the smaller Hobby Pro with this new format while increasing your boiling capacity up to 3 times!

Stainless steel evaporator base (24" x 48")

67009020024SS

INCLUDES:

- | | |
|--|-----------------|
| > Stainless steel base | Flat bottom pan |
| > Angle iron grates | 67009021524 |
| > Ceramic wool | 3-way pan |
| > 2x 6" smoke stack and 1 elbow 6" x 90° | 67009021424 |
| | Deluxe pan |
| | 67009022024 |

OPTIONAL:

- | | |
|---------------|-------------|
| > Reheat pan | 670096 |
| > 2 wheel kit | 67009021324 |
| > Water level | 670090219 |
| > Thermometer | EITC0306 |

Requires bricking kit 1-1/4" x 4-1/2" x 9" (not included).

67009021724

CDL EVAP-O-GRILL

- > Good up to 50 taps
- > Evaporates up to 7 gallons / hour
- > Easy assembly
- > No bricking necessary

INCLUDES :

- > 2' x 3' stainless steel pan
- > 3/4" stainless steel draw-off ball valve
- > Cast iron grate set (3X)
- > Cast iron evaporator base
- > Cast iron fire grates (3X)

670090

OPTIONAL:

- > Reheat pan 670096
- > Smoker with chimney key 67009010



**GREAT
GIFT IDEA!**

Evap-O-Grill




**SCAN TO SEE
THE VIDEO**

bit.ly/cdlvideos



BEGINNER BOILING KIT



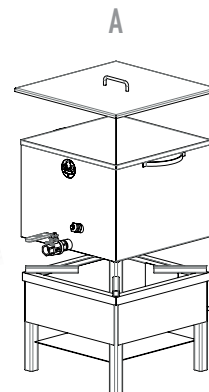
B

16" x 16" 15 tap kit

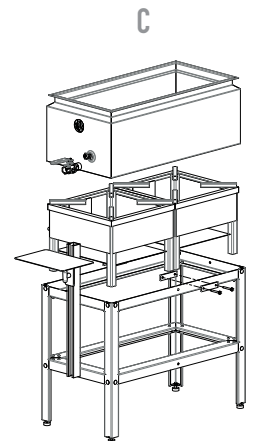
6600801

INCLUDES:

- > 1 16" x 16" sugar pan cover
- > 1 16" x 16" sugar pan
- > 1 R-65 propane burner
- > 1 Orlon filter #8 thick
- > 1 8" cup
- > 1 18.5" wooden handle thermometer
- > 1 55-70 Brix syrup hydrometer
- > 1 3/4" stainless steel nipple
- > 1 3/4" FIPT stainless steel ball valve



A



C

16" x 16" kit

PRFW16

INCLUDES:

- > 1 R-65 propane burner
- > 1 hose and regulator
- > 1 16" x 16" sugar pan
- > 1 propane burner support
- > 1 3/4" stainless steel nipple
- > 1 3/4" FIPT stainless steel ball valve

B

16" x 32" kit

PRFW32

INCLUDES:

- > 2 R-65 propane burners (with fastening kit)
- > 2 hoses and regulators
- > 1 16" x 32" sugar pan
- > 1 16" x 32" propane burner support
- > 1 3/4" stainless steel nipple
- > 1 3/4" FIPT stainless steel ball valve

C



**EASY TO
ASSEMBLE**

STEAM PAN AND PAN WASHER OPTIONS FOR EVAPORATORS

Available with:



PERFORMANCE AND EFFICIENCY GREATLY IMPROVED!



STEAM PAN

Sizes available:
2' x 4' à 7' x 12'

AUTOMATED FRONT AND REAR PAN WASHER BY CDL

STEAM PAN ADVANTAGES

Improve performance and efficiency by up to 50% without additional fuel consumption.

- > The use of the steam pan causes a significant reduction in energy consumption by reusing the steam produced by the flue pan. This reduction in energy consumption can be up to 50% depending on the Brix at the input of the pan;
- > This option can be installed on all types of evaporators (wood, pellet, oil).

AUTOMATED PAN WASHER ADVANTAGES

A must for anyone looking to improve and simplify their operation.

- > Available as an option for Venturi, Intense-O-Fire 2, Chinook, Deluxe, Master and R7 evaporator models, the pan washer by CDL is completely automated and sequential.
- > With its complete non-contact wash and continuous washing circuit, it eliminates stubborn stains and greatly reduces the daily workload.

SYRUP PAN WASHERS



CLEANING SIMPLIFIED!

SINGLE, DOUBLE AND TRIPLE PAN WASHERS ARE AVAILABLE IN MANY SIZES. CHECK IT OUT!

FLUE PAN LIFTER ON WHEELS

Easily move your flue pan for cleaning or access firebox for maintenance.



REAR PAN



FRONT PAN

Flue pan lifter on wheels
For all evaporators except the Master evaporator.

671910

Front pan lifter (Master)



671920

Pan lifter on wheels (Master)



671900

CDL INSULATED TANKS

CDL INSULATED TANKS ARE MADE FROM STAINLESS STEEL. THEY ARE FULLY INSULATED TO ELIMINATE ANY HEAT TRANSFER IN THE ROOM WHERE YOU WILL INSTALL THEM.



*Refrigerating or heating unit not included

DYNAMIC MIXER

NEW!

Ideal for mixing filtering powder (diatomaceous earth) into your maple syrup in your syrup filter tank or insulated tank in less than 10 minutes!

- 50-liter funnel
- 4kw motor or approximately 5 HP
- A 3-phase drive is required



Allows for rapidly and uniformly loading the syrup press when hot

Dynamic Mixer YRL 1-100 with 5.5 HP motor
668429

Models	Dimensions L x H	Number of paddles on agitator
220 Imp. Gal. / 290 US Gal.	52" x 85"	2
440 Imp. Gal. / 580 US Gal.	66" x 96"	2
1 000 Imp. Gal. / 1 300 US Gal.	75 x 136"	3
1 500 Imp. Gal. / 2 000 US Gal.	80" x 164"	3
2 000 Imp. Gal. / 2 600 US Gal.	83" X 186"	4

Features:

- Stainless steel conception
- 100% insulated tank to avoid any external thermal transfer
- Polished welds both inside and outside
- Conical heated cell-type bottom with pipe
- Double walls
- Adjustable legs

Included:

- 3x 2" ferrule inlets on the top
- 2 outlets, a 2" ferrule and a 1-1/2" ferrule
- Air vent
- 2 washing balls
- Agitators

WATER JACKETED CALIBRATION TANK

Calibrate and bottle your syrup easily with our brand new water jacketed calibration tank with a capacity of 130 imperial gallons.

The two 5 000 W (240 V) electric elements heat water in the double wall, gently warming your syrup to the desired temperature. The height of the tank has been designed to fill all types of syrup barrels or totes. The wheeled frame is made of stainless steel. This water jacketed tank kit includes an electric diaphragm pump, a water thermometer, a water and syrup level gauge, and an air agitation system. The Brix reader (optional) will give you greater precision and consistency in the Brix level of your syrup.

This system, inspired by large operations, is now accessible to everyone!



SS WATER JACKET TANK 130 IMP Gal./156 US Gal.	46" x 36" x 30"	67424
Brix reader option		668429

WATER JACKETED TANKS AND BOTTLING STAND

FULLY REDESIGNED BOTTLING MACHINE FOR 12 OR 35 GALLON WATER JACKETED TANKS

- Bottling machine with rail allowing packaging of up to 4 jugs or bottles at a time
- Overflow ensures a constant level in your containers
- Easy-to-use and clean bottling valve

Electric water jacketed tank
35 GAL. IMP.
43 GAL. US
220 V
67422

SS Bottling stand 2.0
35 GAL. IMP.
43 GAL. US
67422EMB-35


Electric water jacketed tank
12 GAL. IMP.
15 GAL. US
220 V
67422-M

SS Bottling stand 2.0
12 GAL. IMP.
15 GAL. US
67422EMB-12



STAINLESS STEEL

DRAW-OFF VALVES



Ideal for evaporator with a flow reverser

- Modulating draw-off valve multiple control 2" 66783
- Modulating draw-off valve multiple control 2-1/2" 66784

Clips, silicone gasket and spout not included.



ADVANTAGES

- > Continuous maple syrup draw-off;
- > Eliminates the return effect of the syrup into the pans;
- > Eliminates large volume draw-offs;
- > Improves the constancy of Brix;
- > Easier maple syrup filtration.

- Modulating draw-off valve 1-1/2" 66781
- Modulating draw-off valve 2" 66775
- Modulating draw-off valve 2-1/2" 66782

Clips, silicone gasket and spout not included.

LEVEL CONTROLLER (PROTECTION)

- Protect-O 66876

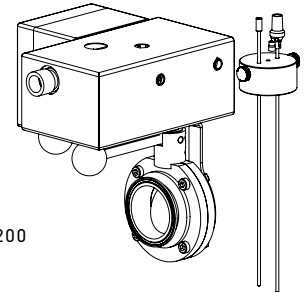


Please contact your CDL store or CDL online store for more information and prices.

LEVEL CONTROL

Electric level control with Belimo actuator and butterfly type valve.

Manual height adjustment.



- Control box for 2" evap. level + Levato 668767200
- Control box for 2-1/2" evap. level + Levato 668767250

Connection piping not included.

1" AUTOMATIC DRAW-OFF VALVE

The CDL 1" automatic draw-off valve allows you to get precise maple syrup flow from your evaporator, every time!

An innovative solution for syrup lovers and small producers.



66786

Silicone gaskets and clips ferrules are available at page 34.

DRAW-OFF VALVE ACCESSORIES



ELBOWS

- 1-1/2" 69BCD150
- 2" 69BCD112
- 2-1/2" 69BCD212



DOUBLE DRAW-OFF FOR EVAPORATOR

- 2" 660104200
- 2-1/2" 660104250



OFF CENTERED FERRULES

- 2" x 1-1/2" 60R14215
- 2-1/2" x 2" 60R142122

RECTANGULAR SYRUP FILTER TANKS



NEW RECTANGULAR DRAW-OFF TANKS WITH ALUMINUM STRUCTURE

CONFIGURABLE ACCORDING TO YOUR NEEDS

- > PLUMBING
- > LID
- > SHELF
- > DIAPHRAGM PUMP
- > CORNER BASKET

ALUMINUM STRUCTURE	US GAL	IMP. GAL	
Simple with wheels	35 GAL	29 GAL	6667351 FAL
Simple with wheels	NEW! 44 GAL	36 GAL	6667441 FAL
Simple with wheels	55 GAL	46 GAL	6667551 FAL
Simple with wheels	75 GAL	62 GAL	6667751 FAL
Double with wheels	35 GAL	29 GAL	666735 FAL
Double with wheels	55 GAL	46 GAL	666755 FAL
Double with wheels	75 GAL	62 GAL	666775 FAL

SYRUP FILTER TANKS



Include the stainless steel cover and drain valve.
All syrup filter tanks are 28" high.

US GAL	IMP. GAL	DIAM.	
5.85 GAL	5 GAL	9" (mini)	67MINFIL
7.6 GAL	6.5 GAL	9"	6740006
14.4 GAL	12 GAL	12"	6740026
18 GAL	15 GAL	15-1/4"	72054015*
*Includes 1 filter support (1 hole)			
24 GAL	20 GAL	21-3/4"	72054020*
*Includes 2 filter support (2 holes)			
24 GAL	20 GAL	16"	6740326
30.4 GAL	26 GAL	18"	6740426
45.65 GAL	39 GAL	22"	6740626
53.8 GAL	46 GAL	24"	6740726

FILTER SUPPORTS



1 HOLE		3 HOLES	
12"	67412	22"	6742211
16"	674161	24"	674243

SUGAR PANS




3/8" valve and lid not included

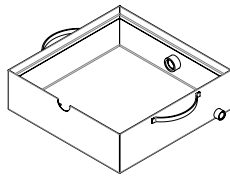


16" x 16" x 12"	67WP1616	24" x 24" x 12"	67WP2424
16" x 32" x 12"	67WP1632	24" x 36" x 12"	67WP2436
16" x 16" Lid	67WPC016	24" x 48" x 12"	67WP2448
16" x 32" Lid	67WPC032	24" x 72" x 12"	67WP2472

WATER JACKETED PANS



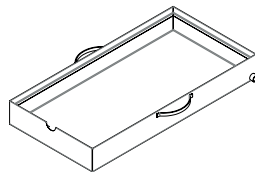
* Valve not included



> Water jacketed tank for sugar pan that can be used for the beginner bottling kit on page 115.

> Possibility to install an electric heating element (664934A)
> 5" high

16" x 16" 67316M



16" x 32" MINS32

BOILING ACCESSORIES STAINLESS STEEL



CUPS

8"	6784782
10"	67847102
12"	67847122



BOILING ACCESSORIES STAINLESS STEEL (CONTINUED)



Products may vary depending on supply

DIPPERS AND SKIMMERS


	Round 5" Wooden handle	7205405R
A	Round 6-1/2" Wooden handle	72054065R
	Round 8" Wooden handle	7205408R
B	Flat-sided 5" Wooden handle	7205405P
	Flat-sided 8" Wooden handle	7205408P
C	Without holes	6772922007
D	4" Skimmer with 12" SS handle	720540412

NEW!



SUGAR PAN

	Rectangle 17" X 23" X 11"	72054172311
	Round 10" X 14" X 5"	72054101405R
	Round 12" X 17" X 6"	72054121706
	Rectangle 12" X 17" X 11"	72054121711



DEFOAMER SUPPORT

D	Small	67ANTIMOU P
	Large	67ANTIMOU G
E	9 oz	6700009
	16 oz	6700016



FUNNELS

F	Small	66811
	Large	6681102
G	1" x 3/8"	FUNMIN
	5-1/2" x 9/16"	FUN SMA
H	Plastic (set of 3)	FUNPLA



Other sizes available

FILLING CONTAINERS AND PADDLES

I	2 L stainless steel with handle	666320
J	4 L with handle (measuring)	MEACU4
K	42" paddle	674242

* Product available in limited quantity.

GLASS TUBES FOR WATER LEVEL

5/8" x 8	60PEN58X6PLAGL
5/8" x 12	672176
5/8" x 18	60PEN58X18PLAGL
1-1/2" x 8	675157
1-1/2" x 18	60GROSNIVEAU18
















BLUE PLUGS WITH LONG ARM

1-1/2"	678117112
2"	678117
2-1/2"	6781171



HIGH TEMPERATURE PRODUCTS

	Silicone	60YYCSL503		Fiber glass wool rope	60TXP018
	Small brick 2 500 °F 1-1/4" x 4-1/2" x 9"	66869		Ceramic wool 1" x 4' x 23.65' 8 lb	60BKT18LB100A
	Large brick 3 000 °F 2-1/2" x 4-1/2" x 9"	66868		Ceramic wool 1/2" x 4' x 50' 8 lb	60BKT18LB050A
	Briquetting mortar 1 gallon	66866		Thermofab wool 2" x 1/8"	60GW300100
	Briquetting mortar 4 gallons	668664		Ceramic wool panel 1" x 12" x 36"	EBISOL06
	Dry cement, 25 kg bag	66875		Ceramic wool panel 1" x 24" x 36"	60BK0019
				Ceramic wool panel 1/2" x 24" x 36"	60BK0012

STACKS AND ACCESSORIES



- A** Chinese hats
Available in diameters from 6" to 32" and optional spark guard
- B** Smoke stacks
Available in diameters from 6" to 32"
- C** Stack covers
Available in diameters from 7" to 30" and optional spark guard.
- D** Custom made roof jacks
From 6" to 32" with collar
- E** Base stacks
Available for 2' to 6' width evaporators

LIQUID DEFOAMER DOSING DEVICE

It is the most flexible and automatic liquid defoamer dosing device on the market.

Liquid defoamer dosing device 730400



DEFOAMERS



Kosher | 200 g 66890

Kosher | 2,5 kg 66898



Odorless organic sunflower oil bag in a box 1.5L 6635515



FOR ORGANIC CERTIFIED PRODUCERS



Organic liquid defoamer 1 gallon EVAM1280G



FOR ORGANIC CERTIFIED PRODUCERS



Liquid | 8 oz. EVAN108W

Liquid | 32 oz. EVAM032W

Liquid | 4 L EVAM128W

CENTRE ACER PRODUCTS

AVAILABLE ON REQUEST ONLY



Calibrating solution for refractometers

Specially design and developed by the Acer Center to calibrate refractometers for Brix maple syrup measurement

66616



COLORMETERS



Sample bottle only (1,75") 662378



Sample bottle (3,75") 668887

Sample bottle (3,75") + cap 668888

Cap only 668889



Maple syrup digital grader HANNA Brand 662397



10 ml round test tube with plastic insert for HI759 662398



Solution to find the correction factor to apply when reading a hydrotherm or a hydrometer 718867



REFRACTOMETERS

SAP AND SYRUP



Eau 0-32 Brix EIRE0032C

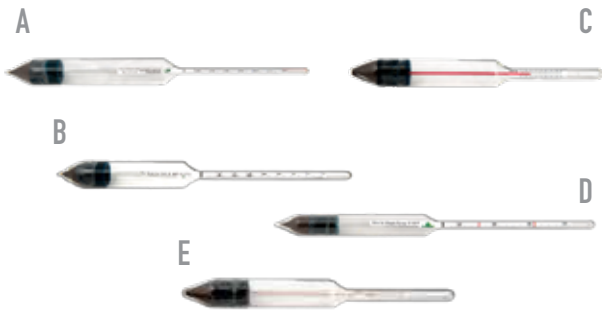
Sirop 45-82 Brix EIRS4582C



DIGITAL

0-85 Brix 668412


HYDROMETERS SAP AND SYRUP



A	Sap	0-6 Brix	EIDE2010
B	Sap	0-15 Brix	668433
C	Sap	10-25 Brix	66849
	Syrup	45-75 Brix (Vermont state approved)	EIDS4575
D	Syrup	55-70 Brix	66845
E	Syrup	Hydrotherm	66841

Limited warranty and non-returnable items.

DIAL THERMOMETERS



A	3" Dial 9" stem 0-50 °F 1/4" MIPT	72920003
	3" Dial 12" stem 0-50 °F 1/4" MIPT	72920004
B	5" Dial 9" stem 0-50 °F 1/4" MIPT	72920001
	5" Dial 12" stem 0-50 °F 1/4" MIPT	72920002
	3" Dial 12" stem 0-250 °F 1/2" MIPT	668350
	3" Dial 6" stem 0-50 °F 1/4" MIPT	EITC0306
	3" Dial 9" stem 50-300 °F 1/2" MIPT	EITC0309
	3" Dial 6" stem 0-250 °F 1/4" MIPT	EITC0336
C	3" Dial 6" stem 0-250 °F 1/2" MIPT	EITC033612
	3" Dial 9" stem 0-250 °F 1/4" MIPT	EITC0330
D	5" Dial 4" stem 0-250 °F 1/2" MIPT	668356
E	3" Dial 4" stem 200-1000 °F 1/4" MIPT	668354
	3" Dial 6" stem 200-1000 °F 1/2" MIPT For evaporator smoke stack	668210

OTHER THERMOMETERS










A	8" stem	71750425
B	12" Stainless steel	71750426
C	Electronic 18" probe	668204
D	6" barometer	72920030
E	3" thermometer preheater (hot water)	6408503SS



CDL PRESENTS THE DIFFERENT MEASURING INSTRUMENTS AVAILABLE FROM CDL.

SCAN TO SEE THE VIDEO
bit.ly/cdlvideos

BRUSHES FOR PANS AND TANKS

	6" x 6" flue brush	663565
	2" x 7" without handle	663524
	2" x 7" flue brush	663521
	1/2" x 7" flue brush	66352
	9" handle	EVBRE001
	20" handle	EVBRE003
	No handle Round tank brush	66356

WATERPROOF THERMAL GLOVES

- Breathable
- Waterproof
- Insulated - PU Coated
- High levels of handling precision and grip
- Provides warmth and protection from liquids in cold conditions, with the comfort of a breathable glove.

Medium	669282M
Large	669282L
X-Large	669282XL
XX-Large	669282XXL



Sold in pairs.

PAN CLEANERS

		
A	B	C
Sani-clean 3.78 L		6628378
Sani-clean 20 L		66288
99% Glacial acetic acid 20 L		667474
PAN ACID FOR STAINLESS STEEL		
3 lb (powder)		EVNSS300
10 lb (powder)		EVNSS010
25 lb (powder)		EVNSS250

TUBING AND SPOUT SANITIZERS



			
A	D	B	C
70% Isopropyl alcohol handy wipe			6674999
Isopropyl 70% 4 L	 ONLY AVAILABLE IN CANADA		60ALC04
Isopropyl 70% 20 L	 ONLY AVAILABLE IN CANADA		667470
Isopropyl 70% 205 L	 ONLY AVAILABLE IN CANADA		6674277
Pure denatured 4 L			667575
Chlorine 12% 20 L			666000

Pictures shown are for illustration purpose only. Actual product may vary.



CDLWESFAB FILTER PRESSES

**IMPROVES THE
PERFORMANCE OF
YOUR PRESS AND
FACILITATES THE
FILTRATION**

- ✓ Made entirely in Canada and the United States
- ✓ Light and compact construction

SCAN TO SEE
THE VIDEO
bit.ly/cdlvideos




SEPARATING FILTER PRESS PLATE

Allows you to use only part of your filter press to filter a small quantity. Less cleaning and use less papers.



7" CDLWESFAB press	WFCDL7PLATE
10" CDL press (old CDL model)	6660010PLATE
10" CDLWESFAB press	WFCDL10PLATE
15" CDLWESFAB press	WFCDL15PLATE
20" CDLWESFAB press	WFCDL20PLATE





**CAN BE TILTED
AT 45° AND 90°
TO FACILITATE
ASSEMBLY AND
DISASSEMBLY**



ADVANTAGES (7" and 10" presses)

- > Reclinable press (0, 45 and 90 degrees with the cart option) to facilitate the replacement of filter papers;
- > Removable pump kit (to use on another filter press).

	7" presses	10" presses
Short filter press + manual diaphragm. pump 3 hollow / 2 waffles	WFCDL7M	-
3 hollow / 2 waffles	WFCDL732	WFCDL1032
4 hollow / 3 waffles	WFCDL743	WFCDL1043
7 hollow / 6 waffles	WFCDL776	WFCDL1076
8 hollow / 7 waffles	WFCDL787	WFCDL1087
Available options:		
Air dia. pump kit 1/2"	WFCDL7ADP12	WFCDL10ADP12
Dia. pump kit 120v 1/2" 5.3 GPM	WFCDL7EDP1253	WFCDL10EDP1253
Filter press cart	WFCDL7CH	WFCDL10CH
Air distributor option	WFCDL710AIRM	WFCDL710AIRM
Air inlet kit <small>The air supply must be filtered using the 66345657K air filter kit.</small>	WFCDL7AIRI	WFCDL10AIRI
Air outlet kit <small>The air supply must be filtered using the 66345657K air filter kit.</small>	WFCDL7AIRO	WFCDL10AIRO



ADVANTAGES (15" presses)

- > Tightening with a 12 ton hydraulic cylinder with food grade oil, pneumatic or manually operated (not necessary to have compressed air);
- > Drip tray connected to the pump (Useful for closed loop de-sugaring or for pumping syrup from the tray);
- > Bypass valve installed on the front plate for greater efficiency;
- > Drainage of the inlet and outlet in the drip tray through the front plate;
- > Air drainage (optional);
- > Reverse air flow in the press outlet to extend filtration (optional).

AIR INLET KIT: Allows air to be pushed through the inlet to drain the syrup remaining in the filter press at the end of filtration.

AIR OUTLET KIT: When the filter press is partially blocked and the syrup flow slows, this option allows air to be pushed through the outlet to replace the contents of the filter press to extend the operating time before cleaning.

ADVANTAGES (20" presses)

- > Easy paper installation
- > Larger filtration capacity
- > Frame on wheels
- > Syrup pan underneath
- > Filtration capacity between 15 to 50 barrels
- > Hollow plates 3" thick

15" presses	
7 hollow / 6 waffles	WFCDL1576
8 hollow / 7 waffles	WFCDL1587
9 hollow / 8 waffles	WFCDL1598
10 hollow / 9 waffles	WFCDL15109
Available options:	
Air dia. pump kit 1/2"	WFCDL15ADP12
Air dia. pump kit 1"	WFCDL15ADP1
Dia. pump kit 120v 1/2" 5.3 GPM	WFCDL15EDP1253
Splash guard	WFCDL15DEF
Air inlet kit <small>The air supply must be filtered using the 66345657K air filter kit.</small>	WFCDL15AIR1
Air outlet kit <small>The air supply must be filtered using the 66345657K air filter kit.</small>	WFCDL15AIR0

20" presses	
8 hollow / 7 waffles	WFCDL2087
9 hollow / 8 waffles	WFCDL2098
10 hollow / 9 waffles	WFCDL20109
Available options:	
Air dia. pump kit 1"	WFCDL20ADP1
Splash guard	WFCDL20DEF

ALLOWS YOU TO SEE THE QUALITY OF THE SYRUP AT ALL TIMES
Offered on all our models



- Clamped sight glass ferrule 1-1/2"
6600150
- Clamped sight glass ferrule 2"
6600200
- Clamped sight glass ferrule 3"
6600303

NEW!

CDL VACUUM FILTER PRESSES

Syrup filter tank and filter press.
Available in 9", 12", 15" and 18" sizes.

Includes : 1 filter and 12 prefilters

9"	3.6 US GAL.	Up to 400 taps	FAU18PV009K
<small>Thermometer included</small>			
12"	9 US GAL.	Up to 800 taps	FAU18PV012
15"	14 US GAL.	800 to 1 800 taps	FAU18PV015
18"	19 US GAL.	1 800 to 3 600 taps	FAU18PV018
<small>Thermometer not included on 12" - 15" - 18" models</small>			

Vacuum press cover assembly	9"	FAU18PV009COUV
	12"	FAU18PV012COUV
	15"	FAU18PV015COUV
	18"	FAU18PV018COUV

5-micron vacuum filter press polyester filter	9"	FAU18036
	12"	FAU18038
	15"	FAU18017
	18"	FAU18018
	21"	668171
	24"	668172

Vacuum filter press polyester prefilter (12/pkg)	9"	FAU18035
	12"	FAU18037
	15"	668167
	18"	668168
	21"	668169
	24"	668170



9" model

Brushed stainless steel finish

SCAN TO SEE THE VIDEO
bit.ly/cdlvideos

PRODUCT DETAILS (15")



ELECTRIC DIAPHRAGM PUMP KIT



Quick and easy installation.
For filter press pumping or hot syrup transfer.

Motor 115V
5.3 GPM | 60 PSI



Electric diaphragm pump with support

669653A

FILTER PRESS PUMPS



1/2" Diaphragm pump
(aluminum)

669585

1" Diaphragm pump
(aluminum)

669601

ACCESSORIES



CDL filter aid
50 lb 6683CDL

NEW! CDL filter aid
25 lb 6683CDL25


Celite filter aid
10 lb 66825

5-1/4" filter papers pkg 200 66817

7" filter papers pkg 400 66828

7" filter papers with wings pkg 400 66859


10" filter papers pkg 400 66829

 15" filter papers for
CDLWESFAB filter presses pkg 250 WFCDL668015

15" filter papers pkg 250 668015

20" filter papers
2 holes pkg 250 668221

10" filter papers with
wings pkg 400 66801

 Food grade grease 66530



7" press felt filters pkg 12 66827

10" press felt filters pkg 12 66830

15" press felt filters for
CDLWESFAB filter presses pkg 7 WFCDL668015F



NEW! 20" press felt filters
7/8" holes (2023) 668207

20" press felt filters
2 holes pkg 7 66820

20" press felt filters
2 double holes 668206



20" press felt filters
3 double holes pkg 7 66850

Self-cleaning press
felt filters 66852



Polyester #8 felt cone
5 mic. 66814

Polyester #8 felt cone
1 mic. 668163

#5 cone filter FILC05



Cone pre-filter pkg 12 66206

Bucket filter FILBAG



Bucket pre-filter PREWFI

24" x 24" flat filter FILF24



36" x 36" flat filter
5 mic. 66211

36" x 36" flat polyester filter 1 mic. 668164

Flat pre-filter paper
24" x 24", woven style PREW24

Flat pre-filter paper
36" x 36", woven style PREW36

STAINLESS STEEL BARRELS

The CDL barrel is designed according to the recommendations of the Federation of Maple Syrup Producers of Quebec.



Models may differ from those shown.

Capacity: 13 IMP. GAL. (15 US GAL.)
 Empty weight (Tare): 29 lb
 1 plastic cap (2" center)

66819R

Capacity: 34 IMP. GAL. (40 US GAL.)
 Empty weight (Tare): 48 lb
 2 plastic caps (2" off-center)

66810

Capacity: 34 IMP. GAL. (40 US GAL.)
 Empty weight (Tare): 48 lb
 2 plastic caps (2" and 3/4" off-center)

66813

Capacity: 34 IMP. GAL. (40 US GAL.)
 Empty weight (Tare): 49.6 lb
 2 plastic caps - 2" (one center and one off-center)

66816

Capacity: 45 IMP. GAL. (55 US GAL.)
 Empty weight (Tare): 59 lb
 2 plastic caps (2" and 3/4" off-center)

668161



ADVANTAGES

- > All lower joints completely welded;
- > Designed for the complete drainage of syrup or washing water;
- > Drip hole on top; No hole on the side;
- > Edges with pronounced curves facilitating the handling of the barrels;
- > Same dimensions as conventional galvanized barrels;
- > Stackable.

PUMP AND BARREL TRANSFER




Pneumatic stainless steel barrel pump

DRUPUM

ADVANTAGES

- > Allows you to empty a barrel of syrup faster;
- > Quicker than a pump;
- > Empty barrels of syrup without making a mess;
- > Very easy to use.



A 1" Teflon barrel transfer

6150P1

B 5/8" Teflon barrel transfer

6150P58

BARREL CAPS AND ACCESSORIES



2" stainless steel cap BUNGSS



2" plastic cap (Can be used with bag 663332) 660057



2" plastic cap for barrels (Large thread / hole 3/4 "NPT in center) BUNG06



Stainless steel holder for barrel liner 678952



Stainless steel health barrel key 67ECHBA



Barrel wrench 662285



Barrel wrench 662282

HANDLING ACCESSORIES FOR BARRELS



3-wheel stainless steel cart 676055S



Stainless steel lever 671092



Barrel lifter with pulley and cord 665045

WATCH

OUR VIDEOS 

ANYWHERE... ANYTIME...

www.cdinc.ca/en/videos

www.cdusa.com/videos



MAPLE CREAM MACHINES



Maple cream machine
8 L | 110 V

Stainless steel pump 668828S

Maple cream machine
16 L | 220 V

Stainless steel pump 668827S

MAPLE SUGAR MACHINES



Single:
Capacity of 17 lb.

Double:
Capacity of 35 lb.

Single 8" automatic maple sugar machine - 110 V 668855A

Double 8" automatic maple sugar machine - 220 V 668856A


**THE RANGE WITH BRASS PUMPS
WILL SOON BE REPLACED
BY A NEW GENERATION OF
MAPLE CREAM MACHINE!
KEEP AN EYE OUT!**



ADVANTAGES

- > Fully automated;
- > Uniform granulation;
- > Can function without supervision;
- > Available without automation if requested;
- > Made of stainless steel;
- > 3 in 1: mixer, grinder and dryer;
- > Self-cleaning with hot water;
- > 2 possible modes, "small granules" for brown sugar or "large granules" for larger grains.
- > Produces between 17 and 35 pounds of sugar in approximately one hour of operation.

CANDY MACHINES



A Candy machine (motor included) ECB0100A

B Auger and pan ECBMW301

C Extra pan ECBMP101

Motor 1/4 HP 660002

BEGINNER BOTTLING KIT



INCLUDES:

- > 1 16" x 16" sugar pan cover
- > 1 16" x 16" sugar pan
- > 1 16" x 16" filter holder
- > 1 R-65 propane burner
- > 1 coffee type valve
- > 1 16" x 16" water jacketed tank
- > 1 propane burner support
- > 1 1/2" SS nipple

With adjustable shelf

Assembly required

6600802

PURCHASE THE ELECTRIC OPTION TO COMPLETE YOUR KIT!

DESIGNED TO MAINTAIN THE SYRUP AT A PROPER TEMPERATURE TO BOTTLE EFFICIENTLY.



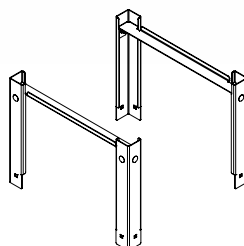
1 500 W electric element with thermostat. Can be installed on a 16x16 water jacketed tank (67316M)

664934A



Spacer designed to directly bolt on the propane cooker support.

67423



DRAW-OFF ELBOWS

MIPT	TUBE	
1/2"	3/4"	SDE050
3/4"	1"	SDE075
1"	1"	6788991D2

MIPT	TUBE	
1-1/4"	1-1/2"	SDE125
1-1/2"	2"	SDE150



OTHER



Propane burner R-65

66803



Electric bottling valve Includes 3 stainless steel tips: 1/4", 3/8", 1/2"

67217



Bottling valve (coffee type) + 3/4" reducer x M16

67212A



Bottling valve 3/8", 90°

ECDVP804



Bottling valve 1/2", 90°

ECDVP805



Bottling nozzle for water jacketed tank 3/8" elbow x 3/4" mipt

67BM12



Bottling nozzle for water jacketed tank 1/2" elbow x 1/2" mipt

6788991B2

ROUND CANS WITH LIDS

STAND OUT FROM THE CROWD WITH THESE TYPICAL SUGARING SCENES!

 FOR ORGANIC CERTIFIED PRODUCERS



Organic | 540 ml, 200/case
6630250B



Pure maple syrup | 540 ml, 200/case
6630250



Pure maple syrup | 561 ml, 200/case
663000190

CAN SEALERS



Ives Way manual can sealer
66774300

Master manual can sealer
66777

Master automatic can sealer
66824

CARDBOARD BOXES FOR CANS



8 x 540 ml
Package of 25
66832

24 x 540 ml
Package of 25
66833



8 x 540 ml with handle
Package of 25
66834



Brown box 8 x 540 ml
Package of 25
6683219PL



Please contact your CDL store or CDL online store for more information and prices.



caps included



OUR NEW JUG PRODUCTION LINE IS UP AND RUNNING!

WE ARE USING A NEW IML PRINTING PROCESS UNIQUE TO THE MAPLE INDUSTRY FOR A MORE RESISTANT LABEL.

ORDER YOUR STOCK NOW AND GET READY FOR THE NEXT SUGARING SEASON!



SIZE	PRODUCT CODE	QTY/BOX
100 ml	360100	100
250 ml	360250	100
500 ml	360500	100
1 L	360001	100
2 L	360002	50
4 L	360044	25

SIZE	PRODUCT CODE	QTY/BOX
100 ml	3601000	100
250 ml	3602500	100
500 ml	3605000	100
1 L	3600010	100
2 L	3600020	50
4 L	3600440	25

SIZE	PRODUCT CODE	QTY/BOX
3.4 oz	EXCD0101U	100
½ pint	EXCD0261U	100
1 pint	EXCD0501U	100
1 quart	EXCD1001U	100
½ gallon	EXCD2001U	50
1 gallon	EXCD4401U	25



ONLY AVAILABLE IN THE USA

- 1" Round stickers (500 per roll)
- 6602IN INDIANA
 - 6602ME MAINE
 - 6602MA MASSACHUSETTS
 - 6602MI MICHIGAN
 - 6602NH NEW-HAMPSHIRE
 - 6602NY NEW-YORK
 - 6602OH OHIO
 - 6602PA PENNSYLVANIA
 - 6602VT VERMONT
 - 6602WV WEST VIRGINIA
 - 6602WI WISCONSIN





**Very competitive skid pricing.
Call your local CDL store for details.**

PLASTIC JUGS



SIZE	PRODUCT CODE	QTY/BOX
40 ml	728140040	100
100 ml	72814100	100
250 ml	72814250	100
500 ml	72814500	100
1 L	72814001	100
2 L	66925	50
4 L	72814004	24

SIZE	PRODUCT CODE	QTY/BOX
40 ml	EXCR00410	100
100 ml	EXCR01010	100
250 ml	EXCR02610	100
500 ml	EXCR05010	100
1 L	EXCR10010	100
2 L	EXCR20010	50
4 L	EXCR40010	24

SIZE	PRODUCT CODE	QTY/BOX
1.36 oz	EXCR0041*	100
3.4 oz	EXCR0101*	100
½ pint	EXCR0261*	100
1 pint	EXCR0501*	100
1 quart	EXCR1001*	100
½ gallon	EXCR2001*	50
1 gallon	EXCR4001*	24

For specific states, replace the * by:

- U for All States
- V for Vermont
- N for New York
- NH for New Hampshire
- ME for Maine
- WI for Wisconsin
- MI for Michigan
- P for Pennsylvania
- IN for Indiana
- WV for Virginia Occidentale
- MA for Massachusetts
- OH for Ohio

PLAIN PLASTIC JUGS



ONLY AVAILABLE IN THE USA

SIZE	PRODUCT CODE	QTY/BOX
½ pint	EXCR0260	100
1 pint	EXCR0501PL	100
1 quart	EXCR1001PL	90
½ gallon	EXCR2000	50
1 gallon	EXCR4001PL	22

CDL COLLECTION ROUND JUGS



ONLY AVAILABLE IN CANADA



- 1 L (90/box)
72814001BE
- 2 L (50/box)
66925BE
- 4 L (22/box)
72814004BE

BROWN PLASTIC CAPS FOR JUGS



Cap for jugs (40 ml & 100 ml)	Bag of 12	661386
Cap for jugs (250 ml to 4 L) new threads	Bag of 12	6628400

 **Very competitive skid pricing.**
Call your local CDL store for details.

MODERN AND MAPLE LEAF

CAPS NOT INCLUDED



MODERN

MAPLE LEAF

SIZE	PRODUCT CODE	QTY/BOX	CAP CODE
100 ml	EXBV0100M	36	661374 (GOLD)
A 250 ml	EXBV0250M	12	661374 (GOLD)
500 ml	EXBV0500M	12	661388 (GOLD)
50 ml	EXBV0050AU	48	661378 (GOLD)
100 ml	EXBV0100AU	12	661374 (GOLD) CAPK25 (BROWN)
B 250 ml	EXBV0250AU	12	661374 (GOLD) CAPK25 (BROWN)
500 ml	EXBV0500AU	12	661388 (GOLD) CAP500 (BROWN)

GALLONE

CAPS NOT INCLUDED



SIZE	PRODUCT CODE	QTY/BOX	CAP CODE
40 ml	EXBVRH50	48	661378 (GOLD)
250 ml	EXBVRH250	12	661377 (BLACK) 661390 (BROWN)
500 ml	EXBVRH500	12	661377 (BLACK) 661390 (BROWN)
A 1 L	EXBVRH1000	6	661377 (BLACK) 661391 (BROWN)
½ gal.	EXBVRH2000	6	661381 (WHITE) 72838000N (BLACK)
1 gal.	EXBVRH4000	4	661391 (BROWN) 661381 (WHITE) 72838000N (BLACK)
250 ml	EXBV0250GL-12	12	661388 (GOLD) CAP500 (BROWN)
B 500 ml	EXBVRH500M	12	661388 (GOLD) CAP500 (BROWN)

FLAT

CAPS NOT INCLUDED



SIZE	PRODUCT CODE	QTY/BOX	CAP CODE
250 ml	EXBV0250L	12	661376 (WHITE) 661386 (BROWN) 661384 (BROWN)
A 375 ml	EXBV0375	12	661376 (WHITE) 661386 (BROWN) 661384 (BROWN)
500 ml	EXBV0500	12	661376 (WHITE) 661386 (BROWN) 661384 (BROWN)
8 oz	EXBV0252	12	661376 (WHITE) 661384 (BROWN)
B 12 oz	EXBV0377	12	661376 (WHITE) 661384 (BROWN)

FLASK

CAPS NOT INCLUDED



SIZE	PRODUCT CODE	QTY/BOX	CAP CODE
200 ml	BOTHF2	12	661384 (BROWN) CAP500 (BROWN)



**Very competitive skid pricing.
Call your local CDL store for details.**

BASQUE

CAPS NOT INCLUDED



SIZE	PRODUCT CODE	QTY/BOX	CAP CODE
250 ml	EXBV0250B	12	661377 (BLACK) 661390 (BROWN)
500 ml	EXBV0500B	12	661377 (BLACK)

BASQUE : CHRISTMAS

4 MODELS, CAPS NOT INCLUDED

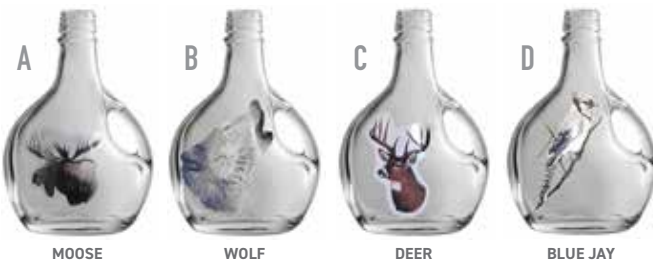


SIZE	PRODUCT CODE	QTY/BOX	CAP CODE
250 ml	EXBV0250BC*	12	661377 (BLACK) 661390 (BROWN)

* First come, first served.

BASQUES : ANIMALS

4 MODELS, CAP NOT INCLUDED



SIZE	PRODUCT CODE	QTY/BOX	CAP CODE
A 250 ml	EXBV0250BPMOOSE*	12	661377 (BLACK) 661390 (BROWN)
B 250 ml	EXBV0250BPWOLF*	12	661377 (BLACK) 661390 (BROWN)
C 250 ml	EXBV0250BPDEER*	12	661377 (BLACK) 661390 (BROWN)
D 250 ml	EXBV0250BPJAY*	12	661377 (BLACK) 661390 (BROWN)

* First come, first served.

MAPLE BARREL BOTTLES

CAPS NOT INCLUDED



SIZE	PRODUCT CODE	QTY/BOX	CAP CODE
100 ml	EXBV0100MB	24	661374
250 ml	EXBV0250MB	12	661388
500 ml	EXBV0500MB	12	661388

GLASS JUG 1 L

CAP NOT INCLUDED



FLIP TOP CAP
661398V (BROWN)
(INDUCTION)

SIZE	PRODUCT CODE	QTY/BOX	CAP CODE
1 L	EXBVRH1000M	6	72838000N (METAL) 661391 (BROWN) 661381 (WHITE)

CAPS SOLD FOR 250ML DECORATED AND PLAIN BASQUES



BASQUE PLASTIC CAPS

Black plastic caps	Bag of 12	661377
Brown plastic caps	Bag of 12	661390

 **Very competitive skid pricing.**
Call your local CDL store for details.

DECANTER

CAPS NOT INCLUDED



SIZE	PRODUCT CODE	QTY/BOX	CAP CODE
16 oz	EXBV016	12	661381 (WHITE)
			72838000N (BLACK)
32 oz	EXBV032	12	661381 (WHITE)
			72838000N (BLACK)

GRAND LINE AND SAUCE

CAPS NOT INCLUDED



SIZE	PRODUCT CODE	QTY/BOX	CAP CODE
A 1 L	EXBV1000G	12	661376 (WHITE)
			661386 (BROWN)
			661384 (BROWN)
B 350 ml	EXBV0350S2	12	72838000N (METAL)
			661381 (WHITE)
			661391 (BROWN)
			661396 (BLACK)



Shrink band
38 mm, 250/bag

60160

WHISKY

CAPS NOT INCLUDED



SIZE	PRODUCT CODE	QTY/BOX	CAP CODE
1 L	EXBV1000S	12	661376 (WHITE) 661386 (BROWN) 661384 (BROWN)

CAPS

WHITE PLASTIC CAPS



28 mm x 400	Bag of 12	661376
38 mm x 400	Bag of 12	661381
38 mm x 400 aluminum liner		661381AL

BROWN PLASTIC CAPS



24 mm x 400	Bag of 12	CAPK25
28 mm x 400	Bag of 12	661384
31.5 mm x 400	Bag of 12	661390
38 mm x 400	Bag of 12	661391
28 mm x 410	Bag of 12	CAP500

BLACK PLASTIC CAPS



18 mm x 400	Bag of 12	CAP05B
28 mm x 400	Bag of 12	661379
31,5 mm x 400	Bag of 12	661377
38 mm x 400	Bag of 12	661396

GOLD PLASTIC CAPS



18 mm x 400	Bag of 12	661378
24 mm x 400	Bag of 12	661374
28 mm x 400	Bag of 12	661388

PLASTIC CAPS / TAMPER EVIDENT



28 mm x 400	Bag of 12	661382 (WHITE)
28 mm x 400	Bag of 12	661386 (BROWN)
28 mm x 400	Bag of 12	661385 (GOLD)
28 mm x 400	Bag of 12	CAPKB5 (BLACK)

GOLD CAPS FOR GLASS BOTTLES

GOLD CAPS



30,5 x 42 mm, 100/box	EXCAP210
34 x 52 mm, 100/box	EXCAP310



**Very competitive skid pricing.
Call your local CDL store for details.**

SHORT ROUND JARS

LIDS NOT INCLUDED



SIZE	PRODUCT CODE	QTY/BOX	CAP CODE
40 ml	EXPO40	24	728445
125 ml	EXPO125	12	72843000
250 ml	EXPO250	12	728470
375 ml	BOTS37	12	728470
750 ml	BOTS75	12	CAPG82

LONG ROUND JARS

LIDS NOT INCLUDED



SIZE	PRODUCT CODE	QTY/BOX	CAP CODE
250 ml	BOTT25	12	CAPG53
375 ml	BOTT37	12	788490
500 ml	BOTT50	12	788470
750 ml	BOTT75	12	728470

HEXAGONAL AND EMBOSSED HONEY JAR

LIDS NOT INCLUDED

A



B



SIZE	PRODUCT CODE	QTY/BOX	CAP CODE
45 ml	EXPOH045-24	24	728445
110 ml	EXPOH110-12	12	72843000
190 ml	EXPOH190-12	12	788490
270 ml	EXPOH270-12	12	788470
380 ml (500 g honey)	BOT380	12	CAPHC7, CAPWF7, CAPPC7, 728470
780 ml (1 kg honey)	BOT780	12	CAPHC8, CAPWF8, CAPPC8, CAPG82

METAL LIDS



SIZE		QTY/BAG	PRODUCT CODE
38 mm x 400	Black	12	72838000N
43 mm	Gold	12	728445
48 mm	Gold	12	72843000
53 mm	Gold	12	CAPG53
58 mm	Gold	12	788490
63 mm	Gold	12	788470
63 mm	Black		7884863N
70 mm	Gold	12	728470
70 mm	Black	12	728471
82 mm	Gold	12	CAPG82

A

B

C

SAMPLE JARS



30 ml jars
Cap only

EICOL016
EXBSCAP16

	SIZE	QTY/BAG	PRODUCT CODE
A	70 mm	12	CAPHC7
	82 mm	12	CAPHC8
B	70 mm	12	CAPWF7
	82 mm	12	CAPWF8
C	70 mm	12	CAPPC7
	82 mm	12	CAPPC8

PLASTIC BOTTLES

CAPS INCLUDED



	SIZE	QTY/BOX	PRODUCT CODE
OXYGEN BARRIER BOTTLE			
A	500 ml	150	661500
B	1 L	90	661000
C	2 L	50	660020-50
D	4 L	40	660400
FREEZER JUG			
E	4 L	1	EXSH4P
PLASTIC JUG			
F	10 L	1	JUG210
FIVE GALLON BLUE CONTAINER			
G	18.9 L	1 ONLY AVAILABLE IN THE USA	EXBPL005

EXTRA CAPS FOR OXYGEN BARRIER BOTTLES AND FREEZER JUG

	DESCRIPTION	SIZE	QTY/BAG	PRODUCT CODE
A	Bottle cap 375 ml, 500 ml	-	12	661375
B	Bottle cap 1 L, 2 L, 4 L	53 mm x 400	12	661380
B	For EXSH4P and JUG210	38 mm x 400	12	661381

CARDBOARD BOXES

DESCRIPTION	SIZE	PRODUCT CODE
With handle	8 x 375 ml	668375*
With handle	8 x 500 ml	664350

* First come, first served.



PLASTIC CONTAINERS



In-mold label offering exceptional print quality!

caps included

With security seal

250 g Lock container, CDL Collection
500/box

66250001

ONLY AVAILABLE IN CANADA

caps included

Maple cream tub CDL Collection 250 g
500/box

61250001

ONLY AVAILABLE IN CANADA

caps included

Maple cream tub CDL Collection 500 g
500/box

61500001

ONLY AVAILABLE IN CANADA

caps included

250 g organic container
500/box

61250001B

ONLY AVAILABLE IN CANADA

FOR ORGANIC CERTIFIED PRODUCERS

IDEAL FOR COTTON CANDY

A

B

C

	Beige plastic container for maple cream 250 g 100/box		ONLY AVAILABLE IN CANADA	TUBB25*
A	Beige plastic container for maple cream 500 g 100/box			TUBB50*
	1/2 lb tub 100/box			EXCUL251U
	1 lb tub 100/box		ONLY AVAILABLE IN THE USA	EXCUL501U
	4 oz. granulated sugar container			EXPLSUG4
B	8 oz. granulated sugar container			EXPLSUG8
	Clear Secure Tamper Evident round container 34oz (1L) 250/box (lid not included)			667010
C	Clear Secure Tamper Evident round lid 114mm 34oz (1L) 500/box			667904

* Product available in limited quantity.

WOODEN STICKS



A



B

	6" wooden sticks pkg 12	66893
A	10" wooden sticks pkg 12	668911
	18" wooden sticks	66891
B	6" taffy sticks pkg 500	72925050

CANDY BOXES



12 cavities, 4-1/2" x 6" 60115



25 cavities, 4-1/2" x 9" 60128

One bite candy box 60101



1" brown paper cups pkg 1 000 EXBB0251



6 cavity box, 3-1/2" x 4-5/8" 60127



15 cavity box, 7" x 4" x 1" 60131



1-3/4" white paper cups pkg 1 000 EXBB0101

CONES, BOXES AND SUPPORTS



A

B



C

A	72/box	66137
	900/box	66138
B	6 holes 25/box	ECBCOR06-25
	12 holes 25/box	ECBCOR12-25
C	Plastic cone holder, 64 cavities	666315

GLUCOSE AND POWDER GENUGEL



2,25 kg For the hardness of sweets and lollipops 6680801



25 kg For the hardness of sweets and lollipops 66808

200 g For the hardness of sweets and lollipops 72926170

HANG TAGS AND ELASTICS



A



B

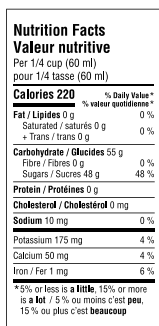


C

	DESCRIPTION	PRODUCT CODE	QTY/PKG
A	Hang tag ONLY AVAILABLE IN CANADA	HANTAG	100
B	Hang tag	NECBRO	100
C	Golden elastic	EXECMEL6G	100

SELF-ADHESIVE LABELS

 ONLY AVAILABLE IN CANADA



	DESCRIPTION	DIMENSION / DESCRIPTION	QTY/ROLL	PRODUCT CODE
A	Nutrition Facts	MED. NUTRI. LAB. MAPLE SYRUP 250	250	NFME25
	Blank	2-1/2" H x 2-1/8" L	250	LABNSB
	250 ml	2-1/2" H x 2-1/8" L	250	LABN25
B	Blank	3-5/8" H x 2-3/4" L	250	LABNLB
	500 ml	3-5/8" H x 2-3/4" L	250	LABN50
	1L	3-5/8" H x 2-3/4" L	250	LABN01

SYRUP GRADING SELF-ADHESIVE LABELS

	DESCRIPTION	PRODUCT CODE	QTY/PKG
	Canada Golden	660260	500
	Canada Amber	660262	500
	Canada Dark	660258	500
	Canada Very dark	660259	500
	Ontario Golden	660230	500
	Ontario Amber	660231	500
	Ontario Dark	660232	500
	Ontario Very dark	660233	500
	Vermont Quality	EXECVT01	1000
	Vermont Golden	EXLAVTG	1000
	Vermont Amber	EXLAVTA	1000
	Vermont Dark	EXLAVTD	1000
	Vermont Very dark	EXLAVTV	1000
	US Golden	EXLAUSG	1000
	US Amber	EXLAUSA	1000
	US Dark	EXLAUSD	1000
	US Very Dark	EXLAUSV	1000

SIGNS AND FLAGS



A



B



C



D





E

	DESCRIPTION	PRODUCT CODE
A	24" x 36" metal sign	ECMS2436
	10" x 14" plastic sign	ECMP1014
	24" x 36" plastic sign	ECMP2436
B	20" x 30" plastic sign	SIGNGR
C	18" x 24" coroplast sign	SIGNYE
D	20" x 30" coroplast sign	SIGNAM
E	Flag	663660

 Complete selection available online. Visit our webstore for the complete listing.

BOOKS



DESCRIPTION	PRODUCT CODE
The Maple Syrup Cookbook - 3rd edition (Offers recipes for breakfasts, appetizers, beverages, pastries and desserts.)	ECCBOOK3
Backyard Sugarin' (An excellent guide for people who would like to start producing maple syrup for pleasure or personal enrichment.)	ECBYSMAN4
The Maple Syrup Cookbook (Offers recipes for breakfasts, appetizers, beverages, pastries and desserts.)	ECCBOOK2

 Several other books available. Visit our webstore for the complete listing.

PLASTIC MOLDS



A
HARD CANDY

B
SUCKER CANDY

C
CHOCOLATE

	DESCRIPTION	CAVITY/QTY	PRODUCT CODE
	Flowers, fruits, nuts	25	ECMSH479
	Small hearts	18	ECMS0204
A	Maple leaves	12	ECMS3185
	Rectangles	20	ECMS3029
	Stars	20	ECMSH227
	Snowmen	6	ECMSH404
	Hearts	6	ECMSH324
	Maple leaves	6	ECMS3450
B	Frogs	5	ECMS3303
	Rabbits (female)	5	ECMSH254
	Smiles (small)	6	ECMSH961
	Santa Claus heads	6	ECMSG214
	Tractors	4	ECMS1219
	Squares	20	EMCC071
	Maple leaves	12	EMCC0121
C	Assorted designs	12	EMCC055
	Rounds	12	EMCC070
	Farm animals (for suckers)	4	EMCS11219
	Cow (for suckers)	5	ECMS3624



* First come, first served.

RUBBER CANDY MOLDS



- > Made of food grade silicone
- > Unique design for added stability when pouring
- > Entirely self supporting
- > Three high sides for quick filling without making a mess, giving a uniform quality products without waste.
- > Uniform cavities giving perfect results every time.



MSEM2420

STAINLESS MOLDS



Use these molds to shape your maple sugar cakes.

250 g (35 per box)	72054250
500 g (25 per box)	72054500
Adjustable table	72924060

SUCKER BAGS AND STICKS

DESCRIPTION	DIMENSIONS	QTY/PKG	PRODUCT CODE
Cellophane bags	4-3/4" x 6-3/4"	100	ECMSC406
Cellophane bags	3" x 4"	100	ECMSC304
Plastic bags	3" x 5"	100	ECMSS305
Plastic bags	4" x 5"	100	ECMSS405
Sticks	3-3/4"	1 000	ECMSB375
Sticks	4-1/2"	1 000	ECMSB450

DISPENSER



A



B

A Tape dispenser	661150
B White tape for dispenser 9 mm x 66 m	661161



ONTARIO CORPORATE STORES AND SALES REPRESENTATIVES

CDL CENTRAL ONTARIO

2907, Highway 11 N
Oro-Medonte
Ontario L0L 2E0
P. 705-487-3331
P. 1-800-959-9192 (Ontario only)
atkinson@cdlinc.ca

Sales Representatives:

Peter Sevelka

Kawartha Lakes, Peterborough,
Toronto, Simcoe County, North
Cumberland, Haliburton
C. 705-350-1003
peter.sevelka@cdlinc.ca

Xaver Kargl

East Parry Sound, Manitoulin,
Nipissing, North Haliburton,
North Muskoka, Sudbury,
Timiskaming
C. 705-542-9357
xaver.kargl@cdlinc.ca

CDL WESTERN

3301, Perth Road 180, RR#2
Staffa
Ontario N0K 1Y0
T. 519-345-0259
western@cdlinc.ca

Sales Representatives:

George Roney

Brant, Bruce, Chatam-Kent,
Elgin, Essex, Haldiman,
Hamilton, Huron, Lambton
Middlesex, Niagara, Norfolk,
Oxford, Perth
C. 519-949-1954
george.roney@cdlinc.ca

Michaël Murphy

South Western Ontario
T. 519-345-0259
michael.murphy@cdlinc.ca

CDL LANARK COUNTY

38, Dufferin Street
Perth, Ontario K7H 3A4
T. 613-259-5554
lanark@cdlinc.ca

Sales Representatives:

Neil Cruise

Frontenac, Grenville, Hasting,
Lanark, Lennox & Addington,
Leeds, Ottawa, Prince Edward
County, Renfrew
C. 450-512-2619
neil.cruise@cdlinc.ca

Shawna Jenkins

C. 613-200-2872
shawna.jenkins@cdlinc.ca

CDL GREY COUNTY

245794, Southgate Road 24
Proton Station
Ontario N0C 1L0
T. 519-379-7021
enos.martin@cdlinc.ca

Sales Representatives:

Enos Martin

Grey, Wellington County, Dufferin
County, Waterloo
C. 519-379-7021
enos.martin@cdlinc.ca

Jonathon Martin

Grey, Wellington County, Dufferin
County, Waterloo
C. 519-379-1795
jonathon.martin@cdlinc.ca

CDL EASTERN

3464, Station Street
Monkland
Ontario K0C 1V0
T. 613-346-0333
eastern@cdlinc.ca

Sales Representatives:

Rob Berkvens

Stormont, Dundas, Glengarry
C. 613-551-3333
T. 613-346-0333
rob.berkvens@cdlinc.ca

NEW-BRUNSWICK CORPORATE STORES AND SALES REPRESENTATIVES

CDL ST-QUENTIN

7, rue Canada
Saint-Quentin NB E8A 1J2
T 506-235-9100
stquentin@cdlinc.ca

Sales Representatives:

Michaël Boucher

New-Brunswick
C. 506-740-6675
michael.boucher@cdlinc.ca

Jacques St-Pierre

New-Brunswick (North-West)
C. 418-860-7447
jacques.st-pierre@cdlinc.ca

CDL ACADIE

1873, rue Bellechasse,
Paquetville NB E8R 1M9
P. 506-764-3280
acadie@cdlinc.ca

Sales Representatives:

Marc Chiasson

Acadie, Moncton,
New-Brunswick (North-East)
C. 506-727-8699
marc.chiasson@cdlinc.ca

Jocelyn Chiasson

Acadie, Moncton,
Nouveau-Brunswick (Nord-Est)
C. 506-724-0835
jocelyn.chiasson@cdlinc.ca

Joël Pelletier

Acadie, Moncton,
Nouveau-Brunswick (Nord-Est)
C. 506-726-6892
joel.pelletier@cdlinc.ca

ONTARIO DISTRIBUTORS

RMG FAMILY SUGAR BUSH

11866 W. Thompson Road
Rudyard
Michigan 49780
T. 906-478-3038
F. 906-478-7830
C. 906-322-0765
mjross@lighthouse.net

KENTVALE HOME HARDWARE

712, K-line Road
Richards Landing
Ontario P0R 1J0
T. 705-246-2002
F. 705-246-2361
kentvale.merchants@gmail.com

NORTHWAY HOME HARDWARE

4231, Perth Road, Inverary
Ontario K0H 1X0
T1. 613-353-7000
T2. 613-353-2155
northway@kingston.net

EUROPEAN REPRESENTATIVES

NORDIQUE AND EAST

Sales Representatives:

Ervins Labanovskis

Europe (Nordique and East)
P. 371 21075968
ervins.labanovskis@birchsapcdl.com

WEST

Sales Representatives:

David Clément

Europe (West)
P. 06 86 24 46 31
david.clement@birchsapcdl.com

UNITED STATES CORPORATE STORES AND SALES REPRESENTATIVES

CDL ST. ALBANS (HEAD OFFICE)

3 Lemnah Drive
St. Albans, VT 05478
T. 802-527-0000 F. 800-762-5587
T. F. 800-762-5587

stalbans@cdlusa.net

Sales Representative:

Kory Woods

Corporate Monitoring sales
& Automation

C. 802-782-6492
kory.woods@cdlusa.net

Mitchell Charron

Franklin County, VT
Used equipment specialist
C. 802-393-9092
mitchell.charron@cdlusa.net

CDL MORRISVILLE

559 Harrel Street
Morrisville, VT 05661
T. 802-851-8232 F. 802-851-8153
morrisville@cdlusa.net

Sales Representative:

Larrs Hardy

Lamoille, Chittenden &
Washington Counties, VT
C. 802-782-5633
larrs.hardy@cdlusa.net

CDL RUTLAND

5227 Route 103
Cuttingsville, VT 05738
T. 802-725-8040 F. 802-725-8097
rutland@cdlusa.net

Sales Representative:

Zach Maniery

Rutland County, VT
C. 802-582-2701
zach.maniery@cdlusa.net

CDL ENOSBURG

257 Pearl Street
Enosburg Falls, VT 05450
T. 802-933-4279 F. 802-933-6908
enosburg@cdlusa.net

Sales Representative:

Zel Larivee

Franklin County, VT
C. 802-782-2824
zel.larivee@cdlusa.net

CDL BARRE - MILES SUPPLY

143 Boynton Street
Barre, VT 05641
T. 802-476-3963
cgalfetti@milesupply.com

CDL NORTHEAST KINGDOM - THE PICK & SHOVEL

54 Coventry Street
Newport, VT 05855
T. 802-334-8370 F. 802-334-1218
pick.maple@comcast.net

CDL BRISTOL

895 Hewitt Road
Bristol, VT 05443
T. 802-453-4335
bristol@cdlusa.net

Sales Representative:

Ben Shepard

Addison, Orange, S. Caledonia,
Washington Counties, VT,
Southern VT, MA

C. 802-373-2799
ben.shepard@cdlusa.net

CDL LANCASTER

393 Main Street
Lancaster, NH 03584
T. 603-788-2600
lanaster@cdlusa.net

Sales Representative:

Will Streeter

New Hampshire
C. 603-520-5725
will.streeter@cdlusa.net

CDL MASSACHUSETTS
QSH MAPLE SUPPLIES/ MIKE QUINN

78 Main Street
Northfield, MA 01360
T. 413-225-3245
mike.quinn@cdlusa.net

Sales Representative:

Michael Quinn

Massachusetts, Southern VT, CT, RI
C. 413-834-5083
mike.quinn@cdlusa.net

CDL HERMON, NY

418 Underwood Road
Hermon, NY 13652
T. 315-347-2037
hermon@cdlusa.net

Sales Representative:

Josh Whitford

NY
C. 802-582-5699
josh.whitford@cdlusa.net

CDL NEWFIELD, NY

1539 West Danby Road
Newfield, NY 14867
T. 607-564-4027
newfield@cdlusa.net

Sales Representative:

Dan Weed

Central Finger Lakes
Southern Tier, NY
C. 802-999-0597
dan.weed@cdlusa.net

CDL NORTHEASTERN, NY

1036 Slosson Road
West Chazy, NY 12992
T. 518-493-3043
neny@cdlusa.net

Sales Representative:

Mike Parker

Northeastern NY
C. 518-420-4497
mike.parker@cdlusa.net

CDL WESTERN, NY

5760 State Route 19A
Castile, NY 14427
T. 585-493-5102 F. 585-493-5103
wny@cdlusa.net

Sales Representative:

Gordy Putman

Western NY
C. 585-322-5507
gordy.putman@cdlusa.net

CDL JOHNSTOWN, NY

116 Lagrange Road
Johnstown, NY 12095
T. 518-705-4002
johnstown@cdlusa.net

Sales Representative:

Stephen Savage

Southwestern NY
C. 518-421-6090
stephen.savage@cdlusa.net

CDL PENNSYLVANIA

91 Patterson Road
Westfield, PA 16950
T. 814-628-2082 F. 814-628-2084
pa@cdlusa.net

Sales Representative:

Tim Eldridge

Northern Pennsylvania
C. 814-367-7811
tim.eldridge@cdlusa.net

CDL SOUTHERN PENNSYLVANIA

234 SugarCoke Road
Somerset, PA 15501
T. 724-953-5765
spa@cdlusa.net

Sales Representative:

Mike Lynch

Southern PA, IN, WV, OH, IL
C. 814-442-3680
mike.lynch@cdlusa.net

CDL SOUTHERN USA

1747 Morris Branch Rd
Dawson, WV 25976
T. 304-575-7266

Sales Representative:

Brandon Daniels

WV, VA, KY, NC and TN
C. 304-575-7266
wvmapler@suddenlink.net

CDL MAINE

319 US Route 2 East
Wilton, ME 04294
T. 207-645-4000 F. 207-645-4003
maine@cdlusa.net

Sales Representative:

Miguel Ibarguen

Maine
C. 207-578-0411
miguel.ibarguen@cdlusa.net

Josh Knipping

Eastern Maine
C. 207-944-2575
josh.knipping@cdlusa.net

CDL MICHIGAN
RMG FAMILY SUGAR BUSH

11866 West Thompson Road
Rudyard, MI 49780
T. 906-478-3038 F. 906-478-7830
T. F. 1-800-50MAPLE(506-2753)
mjross@lighthouse.net

Sales Representative:

Derek Ross

Michigan
C. 906-322-0765
upmaple@gmail.com

Doug and Debra DeGrave

Lee Wood & Bark River MI, SW
Upper Peninsula MI
C. 906-723-3723

CDL WISCONSIN
ROTH SUGAR BUSH

Pete & Dawn Roth
656 Tower Drive
Cadott, WI 54727
T. 715-289-3820 F. 715-289-3821
info@rothsugarbush.com

Sales Representative:

James Adamski

WI, MN, NW Upper Peninsula MI
C. 715-216-7855
cdladamski@gmail.com

CDL OHIO

4508 York Street
Farmdale, OH 44417
T. 330-718-1167
ohio@cdlusa.net

Sales Representative:

Jerad Sutton

Ohio
C. 330-506-3025
jerad.sutton@cdlusa.net

NEW!

NEW!

NEW!

NEW!

UNITED STATES DISTRIBUTORS

CONNECTICUT

LAMOTHE'S SUGAR HOUSE

89 Stone Road
Burlington, CT 06013

Robert & Jean Lamothe
P. 860-675-5043
www.lamothesugarhouse.com
lamothesugarhouse@gmail.com

MAINE

SLATTERY'S FARM & MAPLE SUPPLY CO.

1381 Woodman Hill Road. P.O. Box 94
West Minot, ME 04288

Wayne & Joni Slattery
P. 207-966-3643
slatbake2001@yahoo.com

GILE'S FAMILY FARM

139 Waterboro Road. P.O. Box 634
Alfred, ME 04002

Stephen Gile/Frank Boucher
P. 207-324-2944 C. 207-432-4479
sgile@roadrunner.com

MASSACHUSETTS

DUFRESNE'S SUGAR HOUSE

113 Goshen Road
Williamsburg, MA 01096

Keith Dufresne
P. 413-268-7509 C. 413-559-7072
sugarmaker@berkshiremaple.com

IOKA VALLEY FARM

3475 Hancock Road
Hancock, MA 01237

Rob & Missy Leab
C. 413-441-5147
missy@iokavalleyfarm.com

MICHIGAN

SWEET SPOT MAPLE

10155 Teasdale Lake Road
Constantine, MI 49042

Marcus Miller
P. 574-364-0538
sweetspotmaple@outlook.com

DEVOUGHT'S GENERAL STORE

9229 US 41 S
Skandia, MI 49885

Owen DeVooght
P. 906-942-7686 C. 906-362-4418

MINNESOTA

DON'S SUGAR SHACK

842 West Street
Taylors Falls, MN 55084

Don Hansen
P. 612-201-1086
don@tfmaple.com

TIMBER'S SUGAR SHACK LLC

1037 1st Street NW
Aitken, MN 56431

Tim and Amber Woodrow
P. 218-429-5805
timberssugarshack@gmail.com

NEW HAMPSHIRE

BASCOM MAPLE FARMS, INC.

56 Sugarhouse Road
Alstead, NH 03602

Bruce Bascom
P. 603-835-6361 F. 603-835-2455
sales@bascommapple.com

D & D MAPLE SUPPLIES

5 Saw Mill Drive, Unit 8
Jaffrey, NH 03452

Dave Kemp
P. 603-532-8496 C. 603-562-6973
david.kemp7@myfairpoint.net

Scott Kemp
C. 603-801-4690

SUNNYSIDE MAPLES, INC.

1089 Route 106 North
Loudon, NH 03307

Mike Moore
P. 603-783-9961 C. 603-848-7091
sugarmaker@aol.com

NEW YORK

MILL CREEK MAPLE SUPPLY

1551 County Highway 20
Edmeston, NY 13335

David Norton
P. 607-965-6920 F. 607-965-6921
millcreekmaple@yahoo.com

MALONE FARM AND HOME CENTER

114 Raymond Street
Malone, NY 12953

Ryan LaValley
P. 518-483-8072
mfhc@bbinc.us

MAPLE GLEN SUGARHOUSE

2266 Gowanda Zoar Road
Gowanda, NY 14070

Paul Lesefske
P. 716-532-5483
pl2266@yahoo.com

DOMINIC'S HARDWARE AND SUPPLIES, INC.

5195 State Route 11
Ellenburg Depot, NY 12935

Jim Dominic
P. 518-594-3922 F. 518-594-7786
lynn@dominicshardware.com

GROTTOLI'S MAPLE FARM

91 Ritchie Road
Middle Granville, NY 12849

Mike Grottoli
C. 518-232-3024
grottolimapple@yahoo.com

CATSKILL MOUNTAIN MAPLE

65 Charlie Wood Road
DeLancey, NY 13752

Thomas Kaufman
P. 607-746-6215 F. 607-746-8367
tomshane95@msn.com

MOSER'S MAPLE RIDGE FARM

3981 Wilson Road
Copenhagen, NY 13626

Lyndon Moser
P. 315-688-2518 C. 315-486-3248
mosersmapleridgefarm@gmail.com

PENNSYLVANIA

BRENNEMAN'S MAPLE FARM

572 Oak Dale Road,
Salisbury, PA 15558

Iddo Brenneman
P. 814-662-2010

LOCH'S MAPLE

143 Cokely Road,
Springville, PA 18844

Randy & Jamie Loch
P. 570-965-2679 C. 570-240-1432
www.lochsmapple.com
maple4u@epix.net

TRIPLE CREEK MAPLE LLC

9225 Fillinger Road,
Cranesville, PA 16410

Gary Bilek
P. 814-756-4500
triplecreekmaple@yahoo.com

MINEHART GAP MAPLE

30 Old Goss Lane,
Lewiston, PA 17044

Matthew Fisher
P. 717-994-5759
minehartgap@verizon.net

OHIO

GORTNER'S MAPLE

1244 Township Road 13
West Salem, OH 44287

Roger Gortner
C. 419-651-2425
rdgortner@frontier.com

MCINTIRE FARM

7029 Gurneyville Road
Wilmington, OH 45177

Gregg McIntire
P. 937-302-6740
campg8440@gmail.com

ACKLEY FARM

9738 Township Road 141
East Liberty, OH 43319

Jay and Kyle Ackley
P. 937-935-8272
jkackley95@gmail.com
kjackley96@gmail.com

WISCONSIN

ADAMSKI'S SUGAR BUSH

W10923 Winter Road
Antigo, WI 54409

James Adamski
P. 715-623-6853 C. 715-216-7855
cldadamski@gmail.com

SUGAR GROVE MAPLE SUPPLY

S2030 County Road D
Westby, WI 54667

Emmanuel and Owen Hershberger
P. 608-625-6745

BACKWOODS MAPLE SUPPLIES

N408 4th Avenue
Eau Galle, WI 54737

Tony and Roger Dundy
P. 715-495-6534
backwoodsmapplesupplies@gmail.com

DRIFTLESS FARMS

16885 County Highway U
Viola, WI 54664

Scott and Erica Walter
P. 608-606-5049
driftlessfarmsllc@gmail.com



F.W. WEEBB RUTLAND

3091 Cold River Road
Rutland VT 05701
Heather Smith
802-775-1922
heap@fwwebb.com

F.W. WEEBB BRATTLEBORO

231 John Seitz Dr-Exit 1 Inrd Pk
Brattleboro VT 05301
Mark McAllister
802-257-4316
mam@fwwebb.com

F.W. WEEBB MADISON

1173 Conway Road
Madison NH 03849
Jason Poirier
603-367-8852
jasp@fwwebb.com

F.W. WEEBB BINGHAMTON

62 Griswold Street
Binghamton NY 13904
Eric Brey
607-724-3170
eric.brey@fwwebb.com

F.W. WEEBB HAMPDEN

20 Webb Drive
Hampden ME 04444
Russ Richards
207-947-6905
russ@fwwebb.com

F.W. WEEBB BENNINGTON

240 East Road
Bennington VT 05201
Mick Andrew
802-447-2312
mga@fwwebb.com

F.W. WEEBB SPRINGFIELD

3 Charlestown Road
Springfield VT 05156
Michael Griffin
802-885-8127
mike.griffin@fwwebb.com

F.W. WEEBB WILLISTON

80 Park Avenue
Williston VT 05495
Bryan Tatro
802-879-5155
bry@fwwebb.com

F.W. WEEBB BIDDEFORD

22 Landry Street
Biddeford ME 04005
Conor Obrien
207-282-7558
cono@fwwebb.com

F.W. WEEBB GREENFIELD

135 Silvio O Conte Drive
Greenfield MA 01301
Jeremy Underwood
413-773-3644
under@fwwebb.com

F.W. WEEBB NORTHAMPTON

135 Industrial Drive
Northampton MA 01060
Eric Demers
413-586-8100
ejd@fwwebb.com

F.W. WEEBB LEBANON

68 Etna Road
Lebanon NH 03766
Rob Coloutti
603-448-1980
rob.coloutti@fwwebb.com

F.W. WEEBB ALBANY

17 Erie Boulevard
Albany NY 12204
Mike Bifano
518-472-9322
mch@fwwebb.com

F.W. WEEBB UTICA

415 Broad Street
Utica NY 13501
Tyson Brooks
315-724-3191
trb@fwwebb.com

F.W. WEEBB BARRE

10 Clark Road
Barre VT 05641
Mark Safford
802-479-3373
saff@fwwebb.com

F.W. WEEBB NORWICH

33 New London Turnpike
Norwich CT 06360
Justin Bednarz
860-383-1690
just@fwwebb.com

QUEBEC CORPORATE STORES**LES ÉQUIPEMENTS
D'ÉRABLIÈRE CDL
(HEAD OFFICE)**

257, route 279
Saint-Lazare-de-Bellechasse
Québec G0R 3J0
Administration: 418-883-5158
TF. 1-800-361-5158
Store: 418-883-7071
st-lazare@cdlinc.ca

CDL CABANO

315, boulevard Industriel
Témiscouata-sur-le-Lac
Québec G0L 1E0
P. 418-854-5158
TF. 1-877-854-5158
cabano@cdlinc.ca

CDL HAUT-SAINT-LAURENT

2535, route 209
Saint-Antoine-Abbé
Québec J0S 1N0
P. 1-844-805-1235
hautst-laurent@cdlinc.ca

CDL LA GUADELOUPE

295, 14e Avenue
La Guadeloupe
Québec G0M 1G0
P. 418-459-4012
beauce@cdlinc.ca

CDL L'ISLET

194, route 204
Saint-Adalbert
Québec G0R 2M0
P. 418-356-5153
lislet@cdlinc.ca

CDL LOURDES

282, route 265
Notre-Dame-de-Lourdes
Québec G0S 1T0
P. 819-245-0058
lourdes@cdlinc.ca

CDL MÉGANTIC

2294, Rue Laval
Nantes
Québec G6B 2V5
P. 819-554-8443
megantic@cdlinc.ca

CDL MONT-LAURIER

1054, boul. Albiny-Paquette
Mont-Laurier
Québec J9L 1M1
P. 873-388-0145
mont-laurier@cdlinc.ca

CDL PORTNEUF

1142, avenue St-Louis
Portneuf
Québec G0A 2Y0
P. 418-286-0003
portneuf@cdlinc.ca

CDL ROXTON FALLS

286, rue Notre-Dame
Roxton Falls
Québec J0H 1E0
P. 450-366-0711
roxtonfalls@cdlinc.ca

CDL SAINTE-AURÉLIE

(Équipements d'érablière
Guy Maheux inc.)
8, rang Saint-Jean-Baptiste
Sainte-Aurélien
Québec G0M 1M0
P. 418-593-3804
P. 418-593-3805
ste-aurelie@cdlinc.ca

CDL SAINTE-MARIE

1235, rue 2 du Parc Industriel
Sainte-Marie
Québec G6E 1G7
P. 418-387-2215
ste-marie@cdlinc.ca

**CDL SAINT-GABRIEL-
DE-RIMOUSKI**

266, rue Principale
St-Gabriel-de-Rimouski
Québec G0K 1M0
P. 418-798-0130
stgabrielderimouski@cdlinc.ca

CDL SAINT-JACQUES

97C, rue Venne
Saint-Jacques QC J0K 2R0
P. 450-499-4961
stjacques@cdlinc.ca

CDL SAWYERVILLE

143, rue de Cookshire
Sawyerville
Québec J0B 3A0
P1. 819-416-1505
P2. 819-416-1501
sawyerville@cdlinc.ca

CDL SHEFFORD

2981, route 112
Shefford
Québec J2M 1C6
P. 450-539-2225
shefford@cdlinc.ca

CDL THETFORD

1892, rue Nadeau
(Secteur Pontbriand)
Thetford Mines
Québec G6H 3K3
P. 418-335-0853
thetford@cdlinc.ca

CDL WARWICK

1, route 116 Est
Warwick, Québec J0A 1M0
P. 819-358-3499
warwick@cdlinc.ca

**QUEBEC
DISTRIBUTORS****AGRI-SERVICE D.M.R. INC.
(LANAUDIÈRE)**

4011, rue Principale
Saint-Félix-de-Valois
Québec J0K 2M0
P. 450-889-8341
TF. 1-800-667-7030
F. 450-889-2305


**MEUNERIES MONDOU
(LAURENTIDES)**

12429, route Arthur-Sauvé
Mirabel
Québec J7N 2C2
P. 450-258-2817
TF. 1-888-258-2817
F. 450-258-4626
groupemondou
@meuneriemondou.com

**LES MOULINS B.G.L. INC.
(LAURENTIDES)**

14, rue Legault
Saint-André-d'Argenteuil,
Québec J0V 1X0
P. 450-537-3774
F. 450-537-3777

CDL'S COMMITMENT



CDL wishes to remain a leader in the maple syrup industry and offer to its customers a range of innovative products and comprehensive services, with a focus on quality and compliance with delivery times, and at the right price.

At CDL, our commitment is to offer you the best customer experience in regions all year round, especially when you need it most: during sugaring season.

cdlinc.ca cdlusa.com



PRESORTED STANDARD
US POSTAGE
PAID
PRINT + MAILING
CENTER
05641



CDL PRODUCTS CAN BE ACCESSED FROM ANYWHERE!

HOME
DELIVERY OR
STORE PICK UP
AVAILABLE

VISIT YOUR CDL
ONLINE STORE TODAY

webstore.cdlnusa.net

**A SHOPPING EXPERIENCE:
SIMPLE, FAST, EFFICIENT!**



CDL SUGARING EQUIPMENT - USA HEAD OFFICE
3 Lemnah Drive, St. Albans, VT 05478

cdlnusa.com